

Authors are encouraged to submit new papers to INFORMS journals by means of a style file template, which includes the journal title. However, use of a template does not certify that the paper has been accepted for publication in the named journal. INFORMS journal templates are for the exclusive purpose of submitting to an INFORMS journal and should not be used to distribute the papers in print or online or to submit the papers to another publication.

# A Decomposition-Based Heuristic for Collaborative Scheduling in a Network of Open-Pit Mines

Michelle L. Blom, Christina N. Burt, Adrian R. Pearce, Peter J. Stuckey  
Department of Computing and Information Systems, University of Melbourne

We consider the short-term production scheduling problem for a network of multiple open-pit mines and ports. Ore produced at each mine is transported by rail to a set of ports and blended into signature products for shipping. Consistency in the grade and quality of production over time is critical for customer satisfaction, while the maximal production of blended products is required to maximise profit. In practice, short-term schedules are formed independently at each mine, tasked with achieving the grade and quality targets outlined in a medium-term plan. However, due to uncertainty in the data available to a medium-term planner, and the dynamics of the mining environment, such targets may not be feasible in the short-term. We present a decomposition-based heuristic for this short-term scheduling problem in which the grade and quality goals assigned to each mine are collaboratively adapted – ensuring the satisfaction of blending constraints at each port, and exploiting opportunities to maximise production in the network that would otherwise be missed.

*Key words:* short-term open-pit mine production scheduling, hybrid optimisation, non-linear programming

---

## 1. Introduction

1 We consider the Multiple Mine Planning Problem (MMPP) of scheduling the production  
2 of multiple open-pit mines to supply multiple ports with ore that can be blended to form  
3 products of a desired composition. The operational objectives of the network, in the short-  
4 term, are to maximise the production of such products at each port, while maximising the  
5 utilisation of equipment at each mine (Everett 2007). A blend is characterised by its grade,  
6 denoting how much of the metal of interest it contains, and its quality, the percentage of a  
7 number of impurities in its composition. We consider the open-pit mining of mineral ores  
8 that are sold in two granularities – lump and fines – distinguished by their particle size.

9 A solution to the short-term MMPP schedules the movement of material, from available  
10 sources of ore and waste to appropriate destinations, at each mine, and the transport of  
11 ore between each mine and port, during each week of a 13 week horizon. We restrict our  
12 attention, in this paper, to the single time period (1 week) instantiation of the MMPP,  
13 with the full 13 week instantiation forming the basis of future work. At each mine, ore from  
14 a variety of sources is processed and blended in a stockyard, producing a consistent grade  
15 and quality of ore over the time period. Produced ore is reclaimed from this stockyard onto  
16 trains, railed to a port, and blended with ore from other mines to form desired products.  
17 An optimal solution to the MMPP requires coordination across the network of mines. The  
18 grade and quality of production at each mine must be configured to: ensure the formation  
19 of correctly blended products at each port; maximise the productivity of the mine; and  
20 maximise the tons of blended products formed across the port system.

21 Even in the single time period case, the MMPP is a difficult problem. Ore produced at  
22 each mine passes through two blending processes: an intermediate stage of blending in the  
23 stockyard of the mine; and the downstream blending of this material into final products.  
24 The presence of pooling behaviour in the mining supply chain introduces non-linearities  
25 into its mathematical modelling (Floudas and Aggarwal 1990, Greenberg 1995, Audet  
26 et al. 2004, Misener and Floudas 2009). The single time period, short-term MMPP can  
27 thus be modelled as a non-linear mixed integer program (MINLP), containing non-linear  
28 constraints that characterise the chemistry of production across the network of mines.

29 We present a non-linear mixed integer program (MINLP) modelling of the single time  
30 period, short-term MMPP. This model is a bilinear program – involving the product of two  
31 continuous variables in its constraints – similar in structure to a pooling problem (Haverly  
32 1978, Audet et al. 2004, Meyer and Floudas 2006, Misener and Floudas 2009, Alfaki 2012).  
33 We apply various techniques to solve this MINLP, including those previously applied to  
34 pooling problems, on an 8-mine, 2-port network, constructed using data provided by an  
35 industry partner. Expressing and solving the MMPP in terms of a single MINLP proves  
36 to be inadequate: prohibitive in the time required to find high quality solutions; and ill  
37 equipped to manage increased complexity in the network and extension of the planning  
38 horizon to 13 weeks. To overcome this, we develop a decomposition-based heuristic for  
39 solving the MMPP, and compare its solutions to those obtained via the MINLP model.

40 Inspired by the agent-based decomposition of supply chains across a variety of domains  
41 (Shen et al. 2006, Frayet et al. 2007, Leitao 2009), we decompose the problem of scheduling  
42 the movement of material at each mine, and the transport of ore between each mine and  
43 port, into a set of smaller problems – each associated with a decision-making entity in  
44 the network: a mine, or the set of ports. This decomposition splits the problem, along its  
45 non-linear constraints, into a linear problem for each mine, and the port system.

46 Let  $m \in \mathcal{M}$  denote a mine  $m$  in a set of mines  $\mathcal{M}$ , and  $\pi \in \Pi$  a port  $\pi$  in a set of ports  
47  $\Pi$ . We formulate an optimisation problem for each mine,  $O_m$ , in which a mixed integer  
48 program (MIP) is solved to determine the set of ore sources (which we call blocks) to be  
49 extracted at mine  $m$ , over the relevant time period, while maximising its productivity.  
50 We define a measure of productivity that captures production (involving the utilisation  
51 of processing equipment, plants and mills) and transportation (involving the utilisation of  
52 trucking resources). The discretisation of the material available for extraction at a mine  
53 into ‘blocks’ is described in detail in Section 2. Each  $O_m$  is solved to produce  $N$  solutions  
54 (or schedules), across which the chemistry of produced ore is clustered about a point,  
55 provided as input, in the space of producible grade-quality combinations. An optimisation  
56 problem for the port system,  $O_\Pi$ , is designed to receive, as input,  $N$  solutions to each  $O_m$ .

57 Formulated as a MIP, a solution to  $O_\Pi$  characterises the flow of ore between each mine  
58 and port, and defines which of the  $N$  solutions to each  $O_m$  is to be enacted at mine  $m$ .  
59 The objective in this blending problem is to form lump and fines products at each port  
60 whose composition does not deviate from desired bounds on grade and quality, and whose  
61 sale maximises revenue – a product of the tons of each blend produced and its sale value.

62 We propose a heuristic in which the solving of each  $O_m$ , followed by  $O_\Pi$ , is iterated –  
63 yielding a sequence of improving solutions to the single period, short-term MMPP. Each  
64 solution defines a block extraction schedule to be followed at each mine, and a routing of  
65 trains from each mine to port.  $O_\Pi$  provides, as an output, grade and quality profiles to  
66 form the input to each  $O_m$  in the next iteration. These profiles denote the composition of  
67 the ore produced by each mine in the best solution found by  $O_\Pi$  across all prior iterations.  
68 Each mine is, in this way, guided toward finding solutions to its optimisation problem that  
69 allow each port to form correctly blended products, while maximising revenue.

70 The key contribution of this paper is a novel methodology for production scheduling in  
71 supply chains with multiple producers and a downstream blending component. This type of

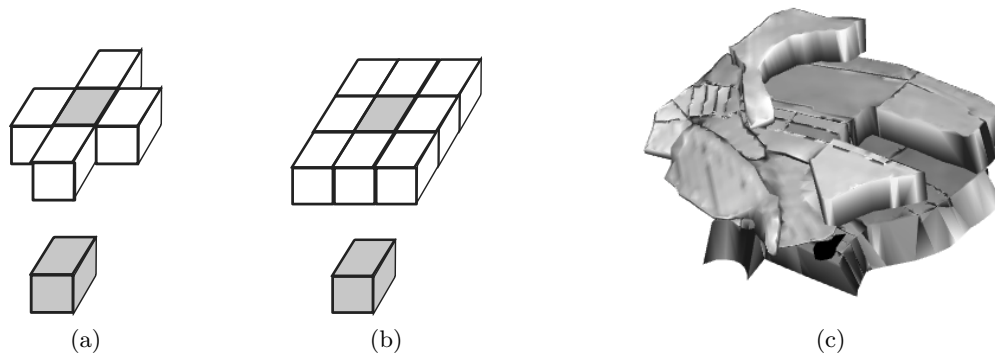
72 problem appears in many domains, including: the mining of natural resources (such as iron  
73 ore and coal); the scheduling of operations in offshore oil fields (Iyer and Grossmann 1998,  
74 van den Heever and Grossmann 2000, Neiro and Pinto 2004); and production planning  
75 in natural gas supply chains (Li et al. 2011). While we concentrate on the application  
76 of scheduling in open-pit mines, our methodology is well suited to solving large-scale,  
77 combinatorially challenging scheduling problems that arise in each of these domains.

78 The remainder of this paper is structured as follows. In Section 2, we highlight existing  
79 work related to the MMPP. We describe the MMPP, and a set of benchmark instances, in  
80 Sections 3 and 4. In Section 5, we present a MINLP modelling of the problem, and describe  
81 a range of existing solving techniques. We follow with a description of our decomposition-  
82 based heuristic for the generation of week-long extraction plans in Section 6, outlining the  
83 conditions upon which it terminates, and presenting the MIP models underlying the mine  
84 and port optimisation problems. An evaluation of our heuristic is provided in Appendix  
85 C.

## 86 2. Background and Related Work

87 An open-pit mine consists of a set of pits, in which horizontal layers of material (benches)  
88 have been extracted (from the top down) to form a stepped-wall cavity (Hustrulid and  
89 Kuchta 2006). A block model divides each of these benches into a grid of equally-sized  
90 blocks, each of which is assigned an estimate of its grade and quality. Long-term (such as  
91 life-of-mine) planning at an open-pit mine determines the set of blocks in this model to be  
92 extracted, and processed, during each year of the mine’s life. Precedences exist between  
93 the blocks in this model, defining which blocks must be extracted before others can be  
94 accessed. Typically, the 5 (or 9) blocks directly above each block in an orebody block model  
95 (see Figure 1a–1b) are its precedences (or predecessors), and must be extracted before it.  
96 Such precedences ensure that constraints on the slope of pit walls are respected during  
97 mining. Pit walls that are too steep are unstable, and present a risk of slope failure.

98 In the short-term, portions of the orebody block model(s) at each mine are aggregated  
99 into larger units, denoted blast blocks or blast regions. These regions are blasted (via  
100 explosives inserted into drill holes) to form the broken stock of the mine – ore and waste  
101 that is available and primed for extraction. Blast regions are partitioned into grade blocks  
102 – areas of waste, low grade, and high grade ore – on the basis of samples extracted from



**Figure 1** (a) The 5, and (b) 9, blocks above a block in a block model, and (c) a grade block model.

103 drill holes. Figure 1c depicts a grade block characterisation of a portion of an orebody.  
 104 Each grade block can be viewed as an aggregation of blocks in the orebody or ‘regularised’  
 105 block model of a mine. The chemistry of each grade block, however, is determined through  
 106 the averaging of samples obtained via the drilling of blast blocks, rather than the averaging  
 107 of less certain estimates associated with blocks in the regularised model. Typically, there  
 108 is a sufficient quantity of broken stock at a mine to supply its production for 2-3 weeks.

109 A short-term (13 week) planner selects a number of regions (grade *and* block model  
 110 blocks) in a mine to be extracted, and the destination of this material (stockpiles or  
 111 processing plants), during each week of a 13 week period. Grade blocks are scheduled to be  
 112 mined in the first few weeks of this period, while smaller block model blocks (characterising  
 113 the portion of the mine’s orebody reachable in the planning horizon) are scheduled in the  
 114 remainder. These block model blocks will be sampled, blasted, and aggregated into grade  
 115 blocks before extraction. The grade, quality, and characteristics of each processed block  
 116 (how a block splits into lump and fines upon processing) determines the composition of the  
 117 lump and fines ore produced at the mine. This ore is railed to a set of ports, and blended  
 118 with that of other mines, to form products with defined bounds on grade and impurities.

119 In practice, such extraction sequences are formed independently at each mine, on the  
 120 basis of a two year, or medium-term, plan. This plan sets monthly grade and quality targets  
 121 on mine production – assumed to be both achievable given the estimated composition of  
 122 material in pit benches, and supportive of port blending constraints. These monthly targets  
 123 define the chemistry of ore to be produced by a mine during each week of the 13 week  
 124 horizon. The chemistry of ore available for extraction at a mine is revised through the  
 125 shorter-term sampling and partitioning of blast blocks. Medium-term targets are formed

126 on the basis more uncertain geological models, and estimated parameters characterising  
127 the availability of resources, and the production capability of a mine (Yarmuch and Ortiz  
128 2011). In the short-term, such targets may not be achievable at one or more mine sites,  
129 during one or more weeks, jeopardising the production of blended products at each port.

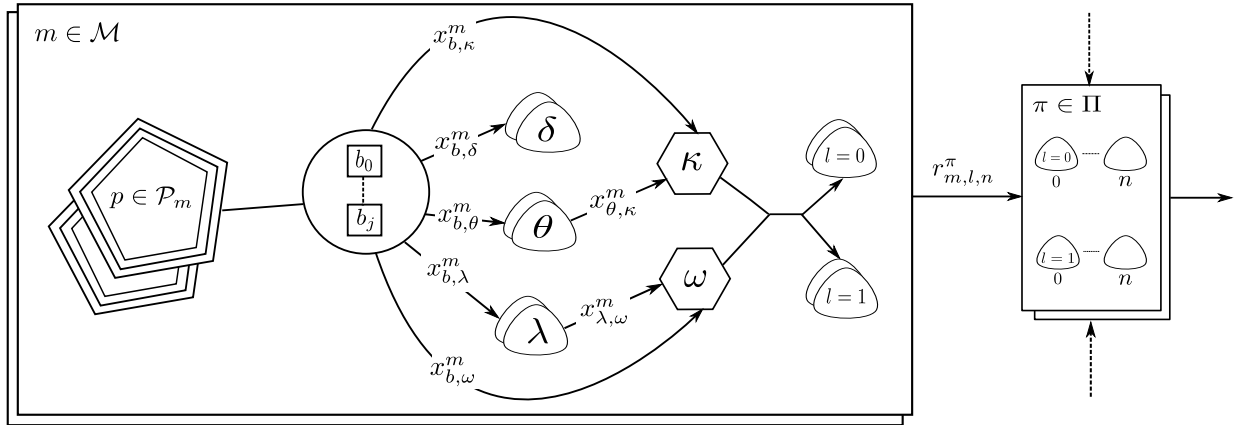
130 In the literature, the short-term production scheduling problem at open-pit mines has  
131 not been widely considered in lieu of the medium- and long-term horizons (Newman et al.  
132 2010). In long-term settings, geometric block models (containing on the order of a million  
133 blocks) describe the nature of each ore-body to be mined, while extraction sequences are  
134 devised to maximise the net present value (NPV) of a venture (Fricke 2006, Osanloo et al.  
135 2008, Gleixner 2008, Newman et al. 2010, Epstein et al. 2012). The grade blocks scheduled  
136 for extraction in the short-term do not conform to a regular gridded structure. Mining  
137 precedences among blocks in the same bench become more relevant in this setting, as  
138 any extraction schedule must consider how a block can be accessed from the mining face.  
139 Espinoza et al. (2012) identify the importance of general representations of precedence  
140 in open-pit mining models, allowing the specification of any collection of blocks as the  
141 predecessors of another (in contrast to the schemes shown in Figures 1a and 1b) in the  
142 MineLib library of open-pit production scheduling problems. The predecessors of a block  
143 may vary, however, on the basis of the direction from which it is being approached. Eivazy  
144 and Askari-Nasab (2012) generate precedences *a priori* given a fixed mining direction. A  
145 MIP modelling of a short-term open-pit mine production scheduling problem is solved,  
146 in a range of scenarios, each scenario imposing a different mining direction. In contrast,  
147 we support the use of disjunctive precedences among blocks in the same bench in our  
148 MINLP modelling of the MMPP (Section 5). In this scheme, blocks that are not directly  
149 accessible from the mining face can be accessed by the removal of at least one adjacent  
150 block. Gholamnejad (2008) follow a similar approach in the specification of precedences  
151 among blocks in a regularised model (of the type shown in Figure 1a–1b), but require three  
152 contiguous neighbours of a block, on the same bench, to be removed to allow access.

153 NPV maximisation is replaced, in the short-term, with the objective of maximising  
154 production tons and equipment utilisation. Decisions that determine the costs of mining,  
155 such as the number of trucks (fleet size) available in each mine, are made in the medium- to  
156 long-term planning horizons. Consequently, the minimisation of operating costs is typically  
157 not relevant in the short-term. While some works consider the use of cost minimisation in

158 the short-term scheduling of open-pit mines (see, for example, Eivazy and Askari-Nasab  
159 (2012)), the objectives of concern to our industry partner are the maximal production of  
160 correctly blended products at each port, and the maximal use of equipment at each mine.

161 Much existing work on the short- (and, indeed, the long-) term problem considers  
162 scheduling in single mine systems (Elbrond and Soumis 1987, Fytas et al. 1993, Chanda  
163 and Dagdelen 1995, Smith 1998, Everett 2007, Newman et al. 2007, Martinez and New-  
164 man 2012). Consideration of the influence of scheduling decisions at a single mine on its  
165 parent system, and the optimisation of such decisions in conjunction with those at other  
166 mines, are seen as unaddressed challenges in the production scheduling of open-pit mines  
167 (Espinoza et al. 2012). The presence of pooling behaviour in an open-pit supply chain  
168 of multiple mines – arising from the blending and stockpiling of ore in a stockyard at  
169 each mine (each stockyard representing a ‘pool’ of ore) – introduces non-linearities into  
170 a mathematical modelling of the problem. In Section 5.3, we highlight the relationship  
171 between the MMPP and the classic pooling problem (Haverly 1978, Misener and Floudas  
172 2009). In a single mine system, no downstream blending of a mine’s production with that  
173 of other mines takes place. Such a mine will have defined upper and lower bounds on the  
174 range of attributes that constitute the chemistry of produced ore, which can be formulated  
175 into linear constraints (Ramazan and Dimitrakopoulos 2004, Osanloo et al. 2008). The  
176 determination of what composition of ore each mine should produce to meet the blending  
177 requirements of each port occurs only in multiple mine optimisation.

178 The collaborative adjustment of grade and quality targets assigned to a set of mines,  
179 by a longer-term plan, in the generation of short-term plans, can ensure that each mine is  
180 assigned weekly goals that can be achieved while maximising both productivity (a measure  
181 of ore production and the utilisation of equipment) and the production of correctly blended  
182 products at the ports. We propose, in this paper, a decomposition-based heuristic, in which  
183 this collaborative adjustment is achieved, to form a week-long extraction plan at each mine  
184 in a multiple mine network. To the best of our knowledge, this is the first work to tackle  
185 the scheduling of production in multiple open-pit mines, where the grade and quality of  
186 ore to be produced by each mine is not known *a priori*, but determined as part of the  
187 optimisation. While there exists work in which the mine-to-port transportation problem,  
188 in a network of multiple mines and ports, is optimised (Singh et al. 2013), the production  
189 of each mine is known *a priori*, in contrast to the problem we tackle in this paper.



**Figure 2** Flow of material through an open-pit network of mines  $\mathcal{M}$  and ports  $\Pi$ , where:  $\mathcal{P}_m$  and  $b_0 \dots b_j$  denote the set of pits at mine  $m$  and blocks within a pit;  $x_{s,d}^m$  is a variable denoting the tons of material being transported between source  $s$  and destination  $d$ ;  $\delta$ ,  $\theta$ , and  $\lambda$  denote a waste dump, high, and low grade stockpile;  $l$  refers to a granularity of ore (lump/fines); and  $r_{m,l,n}^\pi$  is a variable denoting the number of trainloads of granularity  $l$  being transported from mine  $m$  to port  $\pi$  to form part of product  $n \in N_i^\pi$ .

### 3. The Multiple Mine Network

190

We consider a network of mines,  $\mathcal{M}$ , connected by rail to a port system,  $\Pi$ . At each mine  $m \in \mathcal{M}$ , ore and waste is extracted from geological regions (known as grade blocks), processed into lump (particle size of approximately 6 to 31 mm) and fines ( $< 6$  mm) granularities, and loaded onto trains to be railed to a port  $\pi \in \Pi$ . Ore arriving at each port is blended onto stockpiles, from which it is loaded onto ships for delivery to customers. We present a model of this network, detail the constraints that exist on the operation of each mine and port, and define the scheduling problem that we seek to solve for a single time period. Appendix A outlines the meaning of the notation used throughout this section.

199

Each mine  $m \in \mathcal{M}$  contains a set of pits,  $\mathcal{P}_m$ , and each pit  $p \in \mathcal{P}_m$  contains a set of blocks,  $\mathcal{B}_{m,p} \subseteq \mathcal{B}_m$ , where  $\mathcal{B}_m$  denotes the set of blocks available for scheduling at mine  $m$ <sup>1</sup>. Each block  $b \in \mathcal{B}_m$  has a high ( $b \in \mathcal{B}_{m,hg}$ ), low grade ( $b \in \mathcal{B}_{m,lg}$ ), or waste ( $b \in \mathcal{B}_{m,w}$ ) classification, controlling the destinations at  $m$  to which material extracted from  $b$  can be transported. Waste is hauled, by truck, to a waste dump ( $\delta \in \Delta_m$ ). High grade ore is hauled to a dry processing plant ( $\kappa$ ), or one of a number of high grade stockpiles ( $\theta \in \Theta_m$ ). Low grade ore is hauled to a low grade stockpile ( $\lambda \in \Lambda_m$ ), or a wet processing plant ( $\omega$ , if one exists at  $m$ ). Both forms of processing split ore into lump ( $l = 0$ ) and fines ( $l = 1$ ) granularities to be blended in a stockyard. The split of a block  $b \in \mathcal{B}_m$  ( $S_{m,b,l}$ ) defines the

207

<sup>1</sup> As our focus is restricted to the single time period (single week) setting, the set  $\mathcal{B}_m$  contains only grade blocks.



percentage of  $b$  that will split (upon processing) into granularity  $l \in \mathcal{L}$ . The set of ore and waste sources at mine  $m$  is denoted  $\mathcal{S}_m = \mathcal{B}_m \cup \Theta_m \cup \Lambda_m$ . The set of destinations to which a source of ore or waste can be transported is denoted  $\mathcal{D}_m = \{\kappa, \omega\} \cup \Delta_m \cup \Theta_m \cup \Lambda_m$ . Each source  $s \in \mathcal{S}_m$  has a tonnage ( $T_s^m$ ) available for extraction, and a composition defined in terms of the percentage of a set  $\mathcal{Q}$  of relevant elements (e.g. metal grade) in its lump and fines components ( $G_{s,l,q}^m$  for  $q \in \mathcal{Q}$  and  $l \in \mathcal{L}$ ). The crushing and screening of a source  $s \in \mathcal{S}_m$  results in a stream of lump and fines ore with a composition  $G_{s,l,q}^m$  for  $q \in \mathcal{Q}$  and  $l = 0$  or  $1$ .

A wet processing plant upgrades (increases the percentage of metal in) low grade ore. Feeds of lump and fines (resulting from a process of crushing and screening ore from a source  $s$ ) are processed to separate the metal in the mineral of interest from gangue material (worthless material surrounding the metal in ore). The result is a stream of tailings (rejected material) and a concentrate. The tons of valuable metal (and other attributes) in this concentrate is a fraction of that in the input feed of fines or lump (as per a recovery factor  $R_{s,l,q}^{m,\omega}$  for  $q \in \mathcal{Q}$ ). The tons of concentrate produced is a fraction of the mass of the input feed (as per a yield factor  $Y_{s,l}^{m,\omega}$ ). This concentrate is blended with the lump and fines produced from the dry processing of high grade ore (see Equation (4), Section 3.1).

Ore can be reclaimed (extracted) from the low and high grade stockpiles at each mine. Reclaimed low grade ore is hauled to the wet processing plant, while reclaimed high grade ore is dry processed. Processed ore from both plants is blended onto lump and fines stockpiles, from which it is transported in  $T_R$  ton trainloads to a port  $\pi \in \Pi$ . Trainloads of ore arriving at each port,  $\pi \in \Pi$ , are blended to form a set  $N_l^\pi$  of products of each granularity  $l \in \mathcal{L}$ . Each product  $n \in N_l^\pi$  is associated with bounds on its grade and quality, expressed in terms of a lower ( $L_{n,q}^{\pi,l}$ ) and upper ( $U_{n,q}^{\pi,l}$ ) bound on the percentage of each  $q \in \mathcal{Q}$ .

Figure 2 depicts the flow of mined material from pit to stockyard, and from mine to port. Variables  $x_{s,d}^m$  for  $s \in \mathcal{S}_m$  and  $d \in \mathcal{D}_m$  at mine  $m$  denote the tons of each source  $s$  extracted and hauled to each of its possible destinations  $d$ . Variable  $r_{m,l,n}^\pi$  denotes the integer number of trainloads of granularity  $l \in \mathcal{L}$  transported by rail from mine  $m$  to port  $\pi$ , to be blended into product  $n \in N_l^\pi$ . Capacity limits exist on the: extraction of material in each pit  $p \in \mathcal{P}_m$  ( $C_p^m$  tons) on the basis of equipment location; tons of material hauled by truck ( $C_\tau^m$ ); tons of ore processed by the dry ( $C_\kappa^m$ ) and wet ( $C_\omega^m$ ) plants; and the tons of each source  $s \in \mathcal{S}_m$  available for extraction ( $T_s^m$ ). Mining precedences constrain the order in which blocks can be extracted at a mine  $m$ .  $\mathcal{A}_{m,b}^\wedge$  denotes the set of blocks that lie directly above  $b$ , all of

240 which must be mined before  $b$  can be accessed.  $\mathcal{A}_{m,b}^\vee$  denotes the set of blocks adjacent to  
 241  $b$ , in the same bench, only *one* of which must be mined before  $b$  can be accessed. Minimum  
 242 production demands ( $D_l^m$ ) exist on the quantity of each type of ore produced by each mine.  
 243 The capacity of each port  $\pi$  constrains the quantity of ore handled ( $C_\pi$ ), while a lower  
 244 bound exists on the tons of each product formed ( $D_{l,n}^\pi$  for each  $n \in N_l^\pi$ ).

### 245 3.1. Calculating Production Tons, Quality Profiles, Productivity, and Revenue

246 Let  $\vec{x}_m$  denote the set of variables  $x_{s,d}^m$ , for each  $s \in \mathcal{S}_m$  and  $d \in \mathcal{D}_m$  at mine  $m \in \mathcal{M}$ ;  $\vec{x}$  the  
 247 set of variables  $x_{s,d}^m$ , for each mine  $m$ ,  $s \in \mathcal{S}_m$  and  $d \in \mathcal{D}_m$ ;  $\vec{r}_{l,n}^\pi$  the set of variables  $r_{m,l,n}^\pi$ ,  
 248 for each mine  $m$ , given granularity  $l \in \mathcal{L}$ , and product  $n \in N_l^\pi$  at port  $\pi \in \Pi$ ;  $\vec{r}_\pi$  the set of  
 249 variables  $r_{m,l,n}^\pi$ , for each mine  $m$ , granularity  $l \in \mathcal{L}$ , and product  $n \in N_l^\pi$  at port  $\pi \in \Pi$ ; and  
 250  $\vec{r}$  the set of all  $r_{m,l,n}^\pi$ , for each port  $\pi$ , mine  $m$ , granularity  $l \in \mathcal{L}$ , and product  $n \in N_l^\pi$ .

251 Equation (1) defines the tons of granularity  $l \in \mathcal{L}$  formed by the processing of ore from  
 252 source  $s$  at mine  $m$ ,  $\tau_{s,l}^m(\vec{x}_m)$ . The tons of each granularity produced at  $m$ , denoted  $\tau_l^m(\vec{x}_m)$ ,  
 253 is defined in Equation (2). Equation (3) defines the tons of product  $n \in N_l^\pi$ ,  $l \in \mathcal{L}$ , formed  
 254 at port  $\pi$ , given  $T_R$  tons in a train.

$$\tau_{s,l}^m(\vec{x}_m) = S_{m,s,l} [x_{s,\kappa}^m + x_{s,\omega}^m Y_{s,l}^{m,\omega}] \quad (1)$$

$$\tau_l^m(\vec{x}_m) = \sum_{s \in \mathcal{S}_m} S_{m,s,l} [x_{s,\kappa}^m + x_{s,\omega}^m Y_{s,l}^{m,\omega}] = \sum_{s \in \mathcal{S}_m} \tau_{s,l}^m(\vec{x}_m) \quad (2)$$

$$\tau_{l,n}^\pi(\vec{r}_\pi) = \sum_{m \in \mathcal{M}} r_{m,l,n}^\pi T_R \quad (3)$$

255 Equations (4)–(5) define the percentage of each  $q \in \mathcal{Q}$ : in the ore of granularity  $l$  produced  
 256 by mine  $m$ ,  $v_{l,q}^m(\vec{x}_m)$ ; and in product  $n \in N_l^\pi$  formed by port  $\pi$ ,  $v_{l,n,q}^\pi(\vec{x}, \vec{r}_{l,n}^\pi)$ .

$$v_{l,q}^m(\vec{x}_m) = \frac{\sum_{s \in \mathcal{S}_m} S_{m,s,l} G_{s,l,q}^m [x_{s,\kappa}^m + x_{s,\omega}^m R_{s,l,q}^{m,\omega}]}{\sum_{s \in \mathcal{S}_m} S_{m,s,l} [x_{s,\kappa}^m + x_{s,\omega}^m Y_{s,l}^{m,\omega}]} \quad (4)$$

$$v_{l,n,q}^\pi(\vec{x}, \vec{r}_{l,n}^\pi) = \frac{\sum_{m \in \mathcal{M}} r_{m,l,n}^\pi v_{l,q}^m(\vec{x}_m) T_R}{\sum_{m \in \mathcal{M}} r_{m,l,n}^\pi T_R} \quad (5)$$

257 Equation (6) calculates the revenue generated by the sale of ore formed across ports,  
 258  $\nu(\vec{r})$ .  $V_{l,n}^\pi$  denotes the sale price per ton for ore of product  $n \in N_l^\pi$ .

$$\nu(\vec{r}) = \sum_{\pi \in \Pi} \sum_{m \in \mathcal{M}} \sum_{l \in \mathcal{L}} \sum_{n \in N_l^\pi} r_{m,l,n}^\pi T_R V_{l,n}^\pi \quad (6)$$

259 The total deviation in the blend of products formed across ports from their specification,  
 260 denoted by bounds  $[L_{n,q}^{\pi,l}, U_{n,q}^{\pi,l}]$  for all  $\pi \in \Pi$ ,  $l \in \mathcal{L}$ ,  $n \in N_l^\pi$ , and  $q \in \mathcal{Q}$ , is defined as:

$$\eta(\vec{x}, \vec{r}) = \sum_{\pi \in \Pi} \sum_{l \in \mathcal{L}} \sum_{n \in N_l^\pi} \sum_{q \in \mathcal{Q}} \frac{1}{\Delta_q^+} [\max\{0, v_{l,n,q}^\pi(\vec{x}, \vec{r}_{l,n}^\pi) - U_{n,q}^{\pi,l}, L_{n,q}^{\pi,l} - v_{l,n,q}^\pi(\vec{x}, \vec{r}_{l,n}^\pi)\}] \quad (7)$$

261 where  $\Delta_q^+$  denotes a ‘significant’ change in the percentage of  $q \in \mathcal{Q}$  in a body of ore<sup>2</sup>. The  
 262 value of  $\eta(\vec{x}, \vec{r})$  is not a percentage, but a weighted sum of percentage deviations.

263 We define the productivity of a mine  $m$ ,  $\rho_m(\vec{x}_m)$ , in terms of: a weighted sum of the  
 264 tons of ore, of each granularity, produced by the mine; the tons of waste extracted and  
 265 transported to a dump; and the tons of ore transported to low and high grade stockpiles.  
 266 Trucking resources are expected to be utilised for desirable purposes: the transportation  
 267 of ore to processing plants; and the transportation of waste to a dump. The haulage of  
 268 high grade ore to stockpiles is an undesirable use of resources, while the haulage of low  
 269 grade ore to stockpiles is undesirable in mines that have facilities for its upgrade (i.e. it is  
 270 preferable to send this material directly to the wet processing plant). Let:  $\alpha_1$  and  $\alpha_2$  denote  
 271 constants such that  $\alpha_1 \gg \alpha_2$ ; and  $\Psi_\omega^m$  a binary parameter such that  $\Psi_\omega^m = 1$  if mine  $m$  has  
 272 the facilities to upgrade low grade ore, and  $\Psi_\omega^m = 0$  otherwise. In the instance that  $\Psi_\omega^m = 0$ ,  
 273 low grade stockpiles are effectively additional dump sites. In this setting, the transport of  
 274 low grade ore to these stockpiles is not viewed as an undesirable use of trucking resources.

275

$$\rho_m(\vec{x}_m) = \alpha_1 \sum_{l \in \mathcal{L}} \tau_l^m(\vec{x}_m) + \alpha_2 \sum_{s \in \mathcal{S}_m} \left[ \sum_{\delta \in \Delta_m} x_{s,\delta}^m + (1 - 2\Psi_\omega^m) \sum_{\lambda \in \Lambda_m} x_{s,\lambda}^m - \sum_{\theta \in \Theta_m} x_{s,\theta}^m \right] \quad (8)$$

276

277 The measure  $\rho_m(\vec{x}_m)$ , in Equation (8), is a high level representation of productivity at  
 278 mine  $m$ , in which the behaviour of individual pieces of equipment is not taken into account.

<sup>2</sup> A significant change in the percentage of a metal (such as Iron) in a body of ore may be on the order of 1%, for example, while that of a trace element may be on the order of 0.1% or less.

### 3.2. The Multiple Mine Planning Problem (MMPP)

Given a network of mines  $\mathcal{M}$ , ports  $\Pi$ , and parameters (of Appendix A), the MMPP is defined as finding an instantiation of variables  $\vec{x} = \{x_{s,d}^m \mid m \in \mathcal{M}, s \in \mathcal{S}_m, d \in \mathcal{D}_m\}$  and  $\vec{r} = \{r_{m,l,n}^\pi \mid m \in \mathcal{M}, \pi \in \Pi, l \in \mathcal{L}, n \in N_l^\pi\}$  that satisfies all relevant constraints (formalised in the MINLP of Section 5). An optimal solution to the MMPP is an instantiation of  $\vec{x}$  and  $\vec{r}$  for which the objective  $Z_{MMPP}$ , shown in Equation (9), is minimised. Let  $\beta_1$ ,  $\beta_2$ , and  $\beta_3$ , denote constants such that  $\beta_1 \gg \beta_2 \gg \beta_3$ . Recall that:  $\eta(\vec{x}, \vec{r})$  denotes a measure of the extent to which the composition of each port product deviates from desired bounds, summed over all ports  $\pi \in \Pi$ , and products  $n \in N_l^\pi$  of each granularity  $l \in \mathcal{L}$  (Equation (7));  $\nu(\vec{r})$  the revenue generated from the sale of products formed across the system of ports (Equation (6)); and  $\rho_m(\vec{x}_m)$  the productivity of mine  $m$  (Equation (8)).

$$Z_{MMPP} = \min \beta_1 \eta(\vec{x}, \vec{r}) - \beta_2 \nu(\vec{r}) - \beta_3 \sum_{m \in \mathcal{M}} \rho_m(\vec{x}_m) \quad (9)$$

An  $\eta(\vec{x}, \vec{r})$  of 0 indicates that the blending constraint set, below, is satisfied at each port  $\pi \in \Pi$  over the relevant time period, where  $v_{l,n,q}^\pi(\vec{x}, \vec{r}_{l,n}^\pi)$  is defined as in Equation (5).

$$\forall \pi \in \Pi, l \in \mathcal{L}, n \in N_l^\pi, q \in \mathcal{Q} \quad L_{n,q}^{\pi,l} \leq v_{l,n,q}^\pi(\vec{x}, \vec{r}_{l,n}^\pi) \leq U_{n,q}^{\pi,l} \quad (10)$$

Products formed at port whose composition deviates from desired bounds typically cannot be sold, except in small quantities, or incur large penalties and loss of reputation.

### 3.3. Assumptions

We make a number of simplifying assumptions in our modelling of the MMPP. We assume that: waste dumps at each mine have an infinite capacity; the capacity of the rail network is infinite; and material can be both deposited on, and extracted from, a stockpile at a mine over the course of the scheduling horizon, but that only material already on the stockpile at the beginning of the horizon can be reclaimed (we do not consider blending on low and high grade stockpiles at each mine). In practice, each mine is tasked with producing a consistent blend of ore, to be loaded onto arriving and departing trains, over the course of a week-long horizon. We consider a simplified setting in which the average composition of lump and fines produced at a mine  $m$  forms the composition of each train departing  $m$  to a port. As a topic of future work, we intend to incorporate this blend consistency requirement,

305 and additional practical mining constraints, such as: the feasibility (and desirability) of  
306 equipment movement within a pit; minimum bounds on the tons of material left un-mined  
307 in a grade block; a bound on available trucking hours (in place of a haulage capacity in  
308 tons); and constraints involving the rail network. We assume that an incorrectly blended  
309 product produced at a port cannot be sold (no revenue is gained). Hence, we do not model  
310 financial penalties for blend deviations or reputation loss, but rather force this deviation  
311 to 0 by pushing the blending constraints of Equation (10) into the objective of Equation  
312 (9) via the use of a penalty term  $\beta_1 \eta(\vec{x}, \vec{r})$ ,  $\beta_1 \gg 1$ . In our experience, models generated to  
313 represent the MMPP can be solved more efficiently in this setting.

#### 314 4. An 8-mine, 2-port network

315 We have constructed a test suite with which to evaluate our decomposition-based heuristic,  
316 and contrast its performance with alternative solution methods. These tests define an  
317 8-mine, 2-port network, characterised using data provided by an industry partner. This  
318 network represents a currently operating system of open-pit mines that produce over 200  
319 million tons of ore annually. In each test case, we provide each mine with: a set of grade  
320 blocks available for extraction, listing their grade, quality profile, and tonnage; the mining  
321 precedences that exist between blocks; compositions and sizes for each high and low grade  
322 stockpile; and a limit on the tons of material extracted in each pit, and hauled mine-wide.

323 Test cases have been generated using historical block extraction data obtained for each  
324 mine. This data lists the set of grade blocks that have been defined by geologists at each  
325 mine, over the period of a year, and the dates by which they have been extracted. Each test  
326 case has been generated by selecting a date in the year long period covered by the historical  
327 block extraction data, and determining the state of each mine (the grade blocks available  
328 for extraction) at this time point. The number of grade blocks available for scheduling at  
329 each mine, across the test suite, ranges from 34 to 297. Haulage capacities at each mine,  
330 minimum production requirements, port throughput capacities, and blend requirements at  
331 each port are fixed across all test cases. In each test, each port produces one product of  
332 each granularity ( $|N_l^\pi| = 1$  for all  $\pi \in \Pi$  and  $l \in \mathcal{L}$ ).

333 All evaluations presented in this paper have been conducted on a 2.40 GHz Intel Xeon  
334 CPU with 8 GB RAM.

## 5. A MINLP Formulation

We introduce variables  $v_{l,q}^m$  and  $\tau_l^m$  to denote the percentage of attribute  $q \in \mathcal{Q}$  in granularity  $l$  at the stockyard of mine  $m \in \mathcal{M}$ , and the tons of granularity  $l \in \mathcal{L}$  produced at  $m$ , respectively. This allows us to express the total deviation between the achieved composition of each port product and its desired bounds,  $\eta(\vec{x}, \vec{r})$  in Equation (7), in a form that can be linearised, and in addition, reduce the number of bilinear terms in the model.

### 5.1. The Objective

We derive a linearised approximation of  $Z_{MMPP}$  in Equation (9) to form the objective of the MINLP.  $Z_{MMPP}$  seeks to minimise the total deviation between port product composition and desired bounds,  $\eta(\vec{x}, \vec{r})$ , as defined in Equation (7). The presence of  $v_{l,n,q}^\pi(\vec{x}, \vec{r}_{l,n}^\pi)$ , the percentage of  $q \in \mathcal{Q}$  in product  $n \in N_l^\pi$  formed by port  $\pi$ , defined in Equation (5), introduces a non-linear term into the computation of  $\eta(\vec{x}, \vec{r})$ . We express the bounds  $[L_{n,q}^{\pi,l}, U_{n,q}^{\pi,l}]$  on the percentage of each  $q \in \mathcal{Q}$  in product  $n \in N_l^\pi$ , in terms of tons. The tons of attribute  $q \in \mathcal{Q}$  in product  $n \in N_l^\pi$  is computed as shown in Equation (11). The variable  $v_{l,q}^m$ , introduced above, is used to denote the percentage of  $q \in \mathcal{Q}$  in ore of granularity  $l \in \mathcal{L}$  produced at mine  $m$ . Each  $r_{m,l,n}^\pi v_{l,q}^m$  is the product of an integer and continuous variable, which can be expanded into a sum over products of binary and continuous variables. Each  $br_{m,l,n}^{\pi,j}$  is a binary variable whose value is 1 if and only if  $j$  trains of granularity  $l$  from mine  $m$  are scheduled to form part of product  $n \in N_l^\pi$  at port  $\pi$ .  $U_{m,l}$  denotes the maximum number of trainloads of granularity  $l$  producible at mine  $m$  during the scheduling horizon, and ranges from 2 to 28 across the network of mines in our network (Section 4). Each  $br_{m,l,n}^{\pi,j} v_{l,q}^m$  is the product of a binary and continuous variable, linearisable via standard techniques.

$$\tau_{l,n,q}^\pi(\vec{r}_{l,n}^\pi) = \sum_{m \in \mathcal{M}} r_{m,l,n}^\pi v_{l,q}^m T_R = \sum_{m \in \mathcal{M}} \sum_{j=0}^{U_{m,l}} j br_{m,l,n}^{\pi,j} v_{l,q}^m T_R \quad (11)$$

Equation (12) defines our linearised  $\eta(\vec{x}, \vec{r})$ , denoted  $\eta'(\vec{x}, \vec{r})$ . We compare the tons of attribute  $q \in \mathcal{Q}$  in each product  $n \in N_l^\pi$  to a lower and upper bound defined by the multiplication of  $L_{n,q}^{\pi,l}$  and  $U_{n,q}^{\pi,l}$  with the tons of product  $n$  formed by port  $\pi$ ,  $\tau_{l,n}^\pi(\vec{r}_\pi)$ . The two alternative measures are not equivalent, but both provide an indication of the extent of deviation between the achieved composition of each port product and its desired bounds.

$$\begin{aligned} \eta'(\vec{x}, \vec{r}) = & \sum_{\pi \in \Pi} \sum_{l \in \mathcal{L}} \sum_{n \in N_l^\pi} \sum_{q \in \mathcal{Q}} \frac{1}{\Delta_q^+} \max\{0, \tau_{l,n,q}^\pi(\vec{r}_{l,n}^\pi) - U_{n,q}^{\pi,l} \tau_{l,n}^\pi(\vec{r}_\pi)\} + \\ & \sum_{\pi \in \Pi} \sum_{l \in \mathcal{L}} \sum_{n \in N_l^\pi} \sum_{q \in \mathcal{Q}} \frac{1}{\Delta_q^+} \max\{0, L_{n,q}^{\pi,l} \tau_{l,n}^\pi(\vec{r}_\pi) - \tau_{l,n,q}^\pi(\vec{r}_{l,n}^\pi)\} \end{aligned} \quad (12)$$

362 Expressing  $Z_{MMPP}$  in terms of the deviation measure  $\eta'(\vec{x}, \vec{r})$  yields the following linear  
 363 objective function, denoted  $Z'_{MMPP}$ . The constants  $\beta_1$ ,  $\beta_2$ , and  $\beta_3$ , and the expressions  
 364  $\nu(\vec{r})$ , and  $\rho_m(\vec{x}_m)$ , are defined as in Section 3.2.

$$Z'_{MMPP} = \min \beta_1 \eta'(\vec{x}, \vec{r}) - \beta_2 \nu(\vec{r}) - \beta_3 \sum_{m \in \mathcal{M}} \rho_m(\vec{x}_m) \quad (13)$$

## 365 5.2. Constraints

366 Constraints (14)–(15) enforce minimum production demands at: each mine  $m \in \mathcal{M}$ ,  
 367 denoted  $D_l^m$  for each granularity  $l \in \mathcal{L}$ ; and port  $\pi \in \Pi$ , denoted  $D_{l,n}^\pi$  for each product  
 368  $n \in N_l^\pi$ ,  $l \in \mathcal{L}$ . Constraint (16) ensures that the tons of each granularity railed from a mine  
 369  $m$ , to the set of ports, is no more than what has been produced.

$$\tau_l^m \geq D_l^m \quad \forall m \in \mathcal{M}, l \in \mathcal{L}, \quad (14)$$

$$\sum_{m \in \mathcal{M}} T_R r_{m,l,n}^\pi \geq D_{l,n}^\pi \quad \forall \pi \in \Pi, l \in \mathcal{L}, n \in N_l^\pi, \quad (15)$$

$$\sum_{\pi \in \Pi} \sum_{n \in N_l^\pi} T_R r_{m,l,n}^\pi \leq \tau_l^m \quad \forall m \in \mathcal{M}, l \in \mathcal{L}, \quad (16)$$

370 The reclamation and placement of material from, and onto, high and low grade stockpiles  
 371 at a mine is restricted by stockpile capacity  $C_s^m$  (Constraint (17)), and the quantity of  
 372 material on the stockpile,  $T_s^m$ , at the start of the scheduling horizon (Constraint (18)).

$$T_s^m - x_{s,\kappa}^m - x_{s,\omega}^m + \sum_{b \in \mathcal{B}_m} x_{b,s}^m \leq C_s^m \quad \forall m \in \mathcal{M}, s \in \Theta_m \cup \Lambda_m, \quad (17)$$

$$x_{s,\kappa}^m + x_{s,\omega}^m \leq T_s^m \quad \forall m \in \mathcal{M}, s \in \Theta_m \cup \Lambda_m, \quad (18)$$

373 Constraints (19)–(22) ensure that: material moved from each mine pit,  $p \in \mathcal{P}_m$ , is limited  
 374 by an extraction capacity,  $C_p^m$ ; material hauled at the mine is limited by a trucking capacity,

375  $C_\tau^m$ ; the processing of ore in the dry and wet plants is within capacity,  $C_d^m$  for  $d \in \{\kappa, \omega\}$ ;  
376 and the tons of ore railed to each port  $\pi$  is limited by its capacity,  $C_\pi$ .

$$\sum_{b \in \mathcal{B}_p} \sum_{d \in \mathcal{D}_m} x_{b,d}^m \leq C_p^m \quad \forall m \in \mathcal{M}, p \in \mathcal{P}_m, \quad (19)$$

$$\sum_{s \in \mathcal{S}_m} \sum_{d \in \mathcal{D}_m} x_{s,d}^m \leq C_\tau^m \quad \forall m \in \mathcal{M}, \quad (20)$$

$$\sum_{s \in \mathcal{S}_m} x_{s,d}^m \leq C_d^m \quad \forall m \in \mathcal{M}, d \in \{\kappa, \omega\}, \quad (21)$$

$$\sum_{m \in \mathcal{M}} \sum_{l \in \mathcal{L}} \sum_{n \in N_l^\pi} T_R r_{m,l,n}^\pi \leq C_\pi \quad \forall \pi \in \Pi, \quad (22)$$

377 Constraints (23)–(24) place bounds on the total material extracted from each grade  
378 block, linking variables  $x_{b,d}^m$  for  $b \in \mathcal{B}_m$  and  $d \in \mathcal{D}_m$  to the binary  $y_{m,b}^\sigma$  (1 if the mining of  $b$  is  
379 scheduled) and  $y_{m,b}^\tau$  (1 if  $b$  is scheduled to be entirely extracted). Note that  $T_b^m$  denotes the  
380 tons of material remaining in block  $b \in \mathcal{B}_m$  at the start of the scheduling horizon. Vertical  
381 and disjunctive block precedences are respectively expressed in Constraints (25)–(26).

$$\sum_{d \in \mathcal{D}_m} x_{b,d}^m \leq T_b^m y_{m,b}^\sigma \quad \forall m \in \mathcal{M}, b \in \mathcal{B}_m, \quad (23)$$

$$\sum_{d \in \mathcal{D}_m} x_{b,d}^m \geq T_b^m y_{m,b}^\tau \quad \forall m \in \mathcal{M}, b \in \mathcal{B}_m, \quad (24)$$

$$y_{m,b'}^\tau \geq y_{m,b}^\sigma \quad \forall m \in \mathcal{M}, b \in \mathcal{B}_m, b' \in \mathcal{A}_{m,b}^\wedge, \quad (25)$$

$$\sum_{b' \in \mathcal{A}_{m,b}^\vee} y_{m,b'}^\tau \geq y_{m,b}^\sigma \quad \forall m \in \mathcal{M}, b \in \mathcal{B}_m, \quad (26)$$

382 Constraint (26) supports the scheduling of drop cuts at each mine  $m$ . A drop cut occurs  
383 when a set of contiguous (connected) blocks  $\mathcal{B}'_m \subset \mathcal{B}_m$ , each of which lies on a single bench  
384 (horizontal slice of earth), is extracted, despite no block in  $\mathcal{B}'_m$  being immediately accessible  
385 on the mining face. A block  $b' \in \mathcal{B}'_m$  lies on a mining face if  $|\mathcal{A}_{m,b'}^\vee| = 0$  (no blocks adjacent  
386 to  $b'$  need to be removed before  $b'$  is accessed). We can ensure that such sets of contiguous  
387 blocks,  $\mathcal{B}'_m$ , are extracted only if there exists a  $b' \in \mathcal{B}'_m$  for which  $|\mathcal{A}_{m,b'}^\vee| = 0$ , avoiding the  
388 scheduling of drop cuts, via Constraint (27). We define  $\mathcal{P}'(\mathcal{B}_m)$  as the set of all contiguous  
389 sets of blocks  $\mathcal{B}'_m \subset \mathcal{B}_m$  for which  $\nexists b' \in \mathcal{B}'_m. |\mathcal{A}_{m,b'}^\vee| = 0$ ; and  $\mathcal{N}(\mathcal{B}_m, \mathcal{B}'_m)$  as the set of blocks  
390  $b'' \in \mathcal{B}_m \setminus \mathcal{B}'_m$  for which  $\exists b' \in \mathcal{B}'_m. (b', b'') \in \mathcal{A}_{m,b'}^\vee$  (ie. the ‘neighbours’ of set  $\mathcal{B}'_m$ ).



$$\sum_{b' \in \mathcal{N}(\mathcal{B}_m, \mathcal{B}'_m)} y_{m,b'}^\tau \geq \frac{1}{|\mathcal{B}'_m|} \sum_{b' \in \mathcal{B}'_m} y_{m,b'}^\sigma \quad \forall m \in \mathcal{M}, \mathcal{B}'_m \in \mathcal{P}'(\mathcal{B}_m) \quad (27)$$

391 The set of constraints defined in Equation (27) is too large to be added to the MINLP  
 392 formulation of the MMPP in its entirety. We use a separation algorithm to detect the  
 393 presence of drop cuts, in the form of a contiguous set of blocks  $\mathcal{B}'_m$ , in any solution to  
 394 the MINLP. Selected instances of Constraint (27) are consequently added to the model as  
 395 cuts. For brevity, a detailed description of this procedure is omitted from the paper.

396 Variables  $v_{l,q}^m$  and  $\tau_l^m$  are defined in Constraints (28)–(29). The number of bilinear terms  
 397 in the model, arising in Constraint (28), is  $|\mathcal{M}||\mathcal{L}||\mathcal{Q}|$ .

$$v_{l,q}^m \tau_l^m - \sum_{s \in \mathcal{S}_m} S_{m,s,l} G_{s,l,q}^m [x_{s,\kappa}^m + x_{s,\omega}^m R_{s,l,q}^{m,\omega}] = 0 \quad \forall m \in \mathcal{M}, l \in \mathcal{L}, q \in \mathcal{Q}, \quad (28)$$

$$\tau_l^m - \sum_{s \in \mathcal{S}_m} S_{m,s,l} [x_{s,\kappa}^m + x_{s,\omega}^m Y_{s,l}^{m,\omega}] = 0 \quad \forall m \in \mathcal{M}, l \in \mathcal{L}, q \in \mathcal{Q}, \quad (29)$$

398 Constraints (30)–(34) prevent the movement of ore at each mine  $m \in \mathcal{M}$  between invalid  
 399 source  $s \in \mathcal{S}_m$  and destination  $d \in \mathcal{D}_m$  pairs.

$$x_{s,\kappa}^m = 0 \quad \forall m \in \mathcal{M}, s \in \mathcal{S}_m \setminus \{\mathcal{B}_{m,hg} \cup \Theta_m\}, \quad (30)$$

$$x_{s,\omega}^m = 0 \quad \forall m \in \mathcal{M}, s \in \mathcal{S}_m \setminus \{\mathcal{B}_{m,lg} \cup \Lambda_m\}, \quad (31)$$

$$x_{s,\delta}^m = 0 \quad \forall m \in \mathcal{M}, s \in \mathcal{S}_m \setminus \mathcal{B}_{m,w}, \delta \in \Delta_m, \quad (32)$$

$$x_{s,\lambda}^m = 0 \quad \forall m \in \mathcal{M}, s \in \mathcal{S}_m \setminus \mathcal{B}_{m,lg}, \lambda \in \Lambda_m, \quad (33)$$

$$x_{s,\theta}^m = 0 \quad \forall m \in \mathcal{M}, s \in \mathcal{S}_m \setminus \mathcal{B}_{m,hg}, \theta \in \Theta_m, \quad (34)$$

400 Constraints (35)–(37) restrict the values of: variables  $x_{s,d}^m$ ,  $\tau_l^m$ , and  $v_{l,q}^m$ , to non-negative  
 401 reals; indicators  $y_{m,b}^\tau$  and  $y_{m,b}^\sigma$  to binary values; and variables  $r_{m,l,n}^\pi$  to non-negative integers.

$$x_{s,d}^m, \tau_l^m, v_{l,q}^m \in \mathbf{R}^+ \cup \{0\} \quad \forall m \in \mathcal{M}, s \in \mathcal{S}_m, d \in \mathcal{D}_m, \quad (35)$$

$$y_{m,b}^\tau, y_{m,b}^\sigma \in \{0, 1\} \quad \forall m \in \mathcal{M}, b \in \mathcal{B}_m, \quad (36)$$

$$r_{m,l,n}^\pi \in \mathbf{Z}^+ \cup \{0\} \quad \forall m \in \mathcal{M}, \pi \in \Pi, l \in \mathcal{L}, n \in N_l^\tau. \quad (37)$$

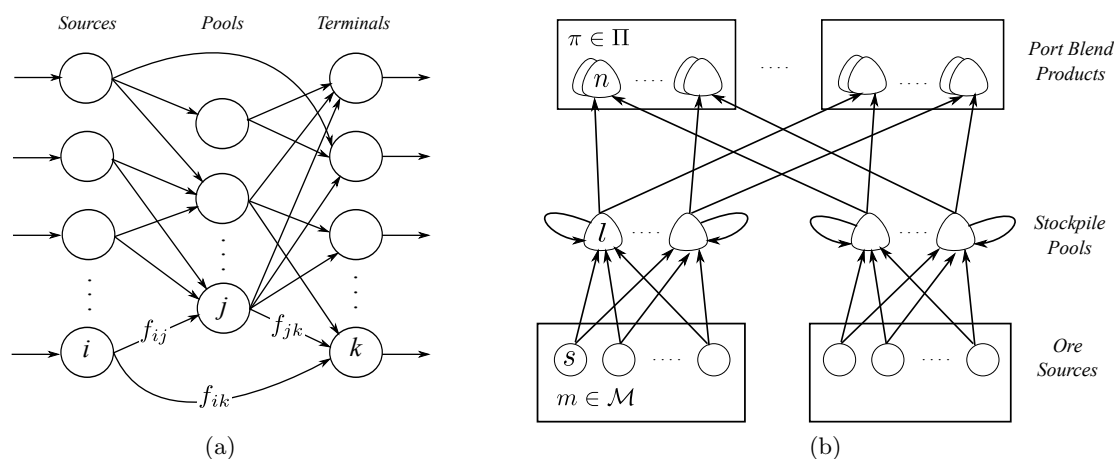


Figure 3 (a) An example of a pooling problem, and (b) the MMPP formulated as a pooling problem.

### 5.3. Bilinearity and the Pooling Problem

The structure of the MMPP is similar to that of a pooling problem. The pooling problem (Haverly 1978) models the blending of materials in a feed forward network of source nodes, intermediate blending pools, and terminal or product nodes (Figure 3a). Material streams, with defined quality attributes, flow along arcs in the network: from source nodes into blending pools; from blending pools into one of a number of terminal nodes; and from source nodes into terminals. The flow from, and to, sources, pools, and terminals, is limited by network capacities, while conservation constraints ensure that the quality of each stream leaving a blending pool is that of the combined quality of streams entering it. Optimisation of the pooling network determines the rate of flow along each arc, such that profit is maximised in the formation of blended products at terminals, and market demands on their quality are satisfied (Misener and Floudas 2009). The pooling problem arises in various domains, including: the refinement of oil and fuel (Amos et al. 1997); the transportation of natural gas (Romo et al. 2009); and waste water treatment (Misener and Floudas 2010).

The optimisation of our multiple mine network can be viewed, on a conceptual level, as a kind of pooling problem, with: each source of ore at each mine  $m$ ,  $s \in \mathcal{S}_m$ , denoting a source node; stockpiles of lump and fines ore at each mine denoting blending pools; and the blended products formed at each port denoting terminals (Figure 3b). Ore flowing from a stockpile pool to port product nodes need not balance with that flowing into the pool as in a traditional pooling network – some material may remain stockpiled at each mine. Instances of the pooling problem in the blending of oil, water, and gas, are problems

423 different to the MMPP. However, these problems can all be modelled as a MINLP with  
424 bilinear terms characterising the composition of a blend of material from various sources.

#### 425 **5.4. Solving MINLPs with Bilinear Terms**

426 We consider several approaches for the solution of MINLPs with bilinear terms. Much work  
427 in this space has concentrated on the generation of tight lower bounds (for MINLPs with a  
428 minimisation objective) for use in a branch and bound algorithm. Most popular are linear  
429 (McCormick 1976, Al-Khayyal and Falk 1983) and piecewise-linear (Meyer and Floudas  
430 2006, Bergamini et al. 2008, Wicaksono and Karimi 2008, Gounaris et al. 2009, Hasan  
431 and Karimi 2010) relaxations. A linear relaxation of a MINLP with bilinear terms can be  
432 obtained by replacing each of these terms with its convex envelope (McCormick 1976).  
433 Piecewise-linear relaxations partition the domain of one or both variables in each bilinear  
434 term into segments of uniform or varying length, generating a linear relaxation of the term  
435 in each of these segments. Gounaris et al. (2009) presents and computationally compares a  
436 range of such relaxations. Adhya et al. (1999) alternatively solves the Lagrangian dual of a  
437 bilinear program (BLP) for the determination of lower bounds during branch and bound.

438 A range of decomposition-based approaches split a MINLP (or NLP) into two subprob-  
439 lems, a primal and a dual (or master) problem, and apply Generalised Benders' Decompo-  
440 sition (Geoffrion 1972) to search for a global optimal solution (Floudas et al. 1989, Floudas  
441 and Aggarwal 1990, Floudas and Visweswaran 1990, Visweswaran and Floudas 1993). The  
442 primal problem is the original MINLP with fixed values for a set of complicating vari-  
443 ables – variables that reduce the MINLP to a MIP when fixed. The master problem is  
444 the Lagrangian dual of the primal – its solution providing a lower bound on the global  
445 optimum; and values for the complicating variables of the non-linear problem. A solution  
446 to the primal problem provides an upper bound on this optimum, constraints (or cuts)  
447 to add to the master problem, and values for its Lagrangian multipliers. Algorithms that  
448 employ this decomposition, iterate between the solving of the primal and master problems,  
449 and terminate at a global optimum when the discovered upper and lower bounds converge.

450 Kolodziej and Grossmann (2012), Kolodziej et al. (2013) and Pham et al. (2009) present  
451 algorithms for the solution of multi-period blending problems, expressed as MINLPs with  
452 bilinear terms, that perform a similar iteration over upper and lower bounding subprob-  
453 lems. The original MINLP is transformed into a MIP via the discretisation of the domain  
454 of the complicating variables (a set containing one variable from each bilinear term). These

455 variables can be assigned only one of a finite set of values, yielding a problem whose feasible  
456 region is smaller than that of the MINLP. The solution of the resulting MIP provides an  
457 upper bound on the global optimum of the MINLP (under the assumption that its objec-  
458 tive is to be minimised). A piecewise-linear relaxation of the the MINLP yields a lower  
459 bounding problem. Kolodziej and Grossmann (2012) and Kolodziej et al. (2013) define  
460 several global optimisation methods in which the solving of these two problems is iterated  
461 in the search for a global optimum. Pham et al. (2009) present a heuristic, for bilinear  
462 programs (BLPs) with maximisation objectives, that combines iterative partitioning of the  
463 domain of bilinear variables, and the solving of lower (via discretisation) and upper (via  
464 linear relaxation) bounding problems to prune partitions from consideration.

465 Audet et al. (2004) present an iterative heuristic (ALT) for solving general BLPs, in  
466 which a series of LPs are generated by alternately fixing two sets of variables. These two  
467 sets denote the set of  $x$  and  $y$  variables that appear in each bilinear term,  $xy$ . Given an  
468 initial feasible value for each  $x$  variable, the solution of the LP obtained by fixing each  $x$   
469 to its initial value yields a set of feasible values for each  $y$  variable. The fixing of each  $y$  to  
470 its value in this LP solution, yields another LP, whose solution provides new instantiations  
471 for each  $x$ . Repeating this process of variable-fix-and-solve until the values of our  $x$  or  $y$   
472 variables converge to a fixed point in successive solves, produces a local optimum.

473 Successive linear programming (SLP), in which the non-linear terms in a MINLP are  
474 replaced by their linear Taylor expansion (about a base point), has achieved some success  
475 when applied to pooling problems (Palacios-Gomez et al. 1982, Baker and Lasdon 1985,  
476 Sarker and Gunn 1997). An initial feasible solution to a MINLP with bilinear terms forms a  
477 base point about which the linear Taylor expansion of each term is obtained. The solution  
478 of the resulting MIP is consequently used as the base point about which a new MIP is  
479 generated, again replacing each bilinear term with its linear Taylor expansion. This iterative  
480 process continues until we converge to a fixed point, forming our MINLP solution.

481 In Section C.1 we solve a series of linear relaxations of the MINLP generated in each  
482 of our benchmark tests. We first replace each bilinear term with its convex envelope  
483 (McCormick 1976) to obtain a lower bound on the objective in each test. We additionally  
484 generate and solve several piecewise-linear relaxations (Gounaris et al. 2009), of increasing  
485 fidelity, of the model. Due to discrepancies between the evaluation of port product com-  
486 position in these relaxed models, and their actual composition, port products were not

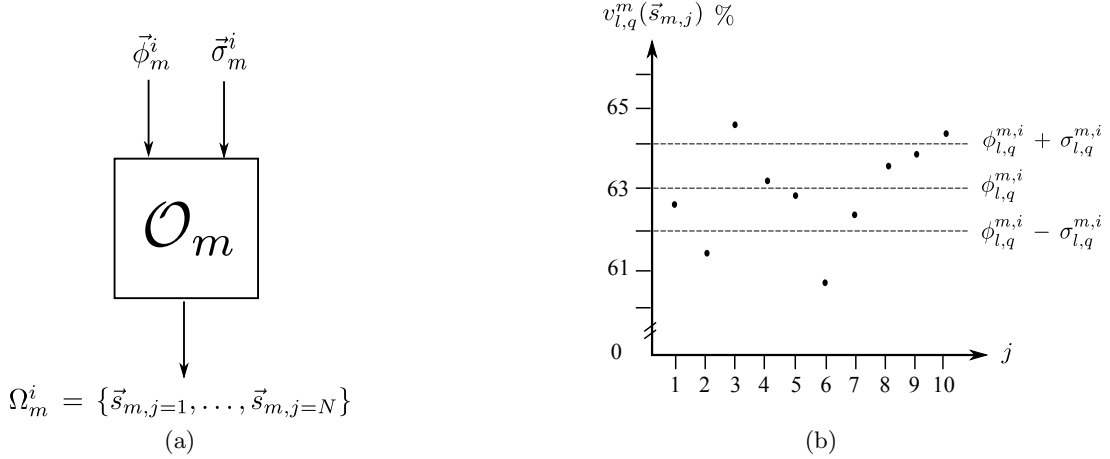
487 correctly blended in the obtained solutions. We use the magnitude of these discrepancies  
488 to narrow the bounds describing desired product composition, and resolve the piecewise-  
489 linear relaxed models. The composition of port products in the resulting solutions lie within  
490 the original bounds. Lower bounds obtained on the MINLP objective, and the quality  
491 of solutions found via the use of piecewise-linear relaxation and the ALT heuristic (Sec-  
492 tion C.3), are used to evaluate our decomposition-based heuristic in Appendix C. Solving  
493 our MINLP using the branch-and-bound-based Couenne (Belotti et al. 2009) and Bonmin  
494 (Bonami et al. 2008) solvers<sup>3</sup> did not provide solutions within a 12 hour time frame. The  
495 SLP heuristic, implemented as in Baker and Lasdon (1985), could not form solutions in  
496 which port products were correctly blended, in any of our tests, with deviations in metal  
497 percentage of up to 2% from desired bounds present in the solution set. These results have  
498 been omitted from the paper.

## 499 6. A Decomposition-Based Heuristic

500 We decompose the MMPP into a set of sub-problems, consisting of: an optimisation prob-  
501 lem,  $O_m$ , to be solved on behalf of each mine  $m \in \mathcal{M}$ ; and an optimisation problem,  $O_\Pi$ ,  
502 to be solved on behalf of the system of ports,  $\Pi$ . We describe how the input and output  
503 of this set of problems is used, in an iterative heuristic, to find a monotonically improv-  
504 ing sequence of solutions to the MMPP. Each of these solutions defines a value for each  
505 variable in the set  $\vec{x} \cup \vec{r}$ , where:  $\vec{x} = \{x_{s,d}^m \mid m \in \mathcal{M}, s \in \mathcal{S}_m, d \in \mathcal{D}_m\}$  characterises the flow of  
506 ore and waste between sources and destinations at each mine; and  $\vec{r} = \{r_{m,l,n}^\pi \mid m \in \mathcal{M}, \pi \in$   
507  $\Pi, l \in \mathcal{L}, n \in N_l^\pi\}$  characterises the railing of ore between each mine and port. Each such  
508 solution satisfies the constraints, and represents a feasible solution, of our MINLP model of  
509 the MMPP in Section 5. Our decomposition-based heuristic finds solutions to the MMPP  
510 whose quality (evaluation of the MINLP objective  $Z'_{MMPP}$  in Equation (13) with respect  
511 to the values of variables  $\vec{x} \cup \vec{r}$  in each solution) is competitive with that of the best per-  
512 forming alternatives in Section 5. Moreover, our heuristic discovers a solution in a fraction  
513 of the time used by these alternatives to find a solution of comparable quality.

514 Sections 6.1 and 6.2 describe the mine- and port-side optimisation problems that form  
515 the basis of an iterative heuristic, outlined in Section 6.3 and summarised in Listing 1.

<sup>3</sup> The simple branch-and-bound algorithm, with increased values for the `num_resolve_at_root` and `num_resolve_at_node` options, was used when solving with Bonmin – as recommended for non-convex MINLPs.



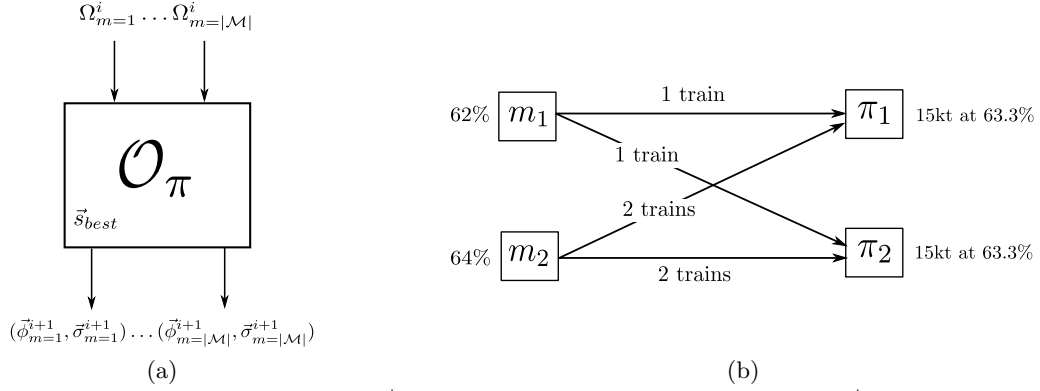
**Figure 4** (a) Each mine-side optimisation problem,  $O_m$ , takes as input a grade and quality target,  $\vec{\phi}_m^i$ , and a set of standard deviations,  $\vec{\sigma}_m^i$ , producing  $N$  productivity-maximising schedules for mine  $m$  as an output. (b) A plot of the percentage of attribute  $q$  in ore produced by mine  $m$  in each schedule  $\vec{s}_{m,j}$  ( $v_{l,q}^m(\vec{s}_{m,j})$ ) formed by a solve of problem  $O_m$ , given the target  $\vec{\phi}_m^i$  and standard deviation  $\vec{\sigma}_m^i$  as input.

### 516 6.1. The $O_m$ Problem

517 Each  $O_m$  is formulated to find, in each iteration  $i$  of the heuristic, a set of  $N$  schedules,  
 518 denoted  $\Omega_m^i$ , available for implementation at mine  $m$  over the scheduling horizon. Each  
 519 schedule  $\vec{s}_m \in \Omega_m^i$  instantiates the variables in the set  $\vec{x}_m = \{x_{s,d}^m \mid s \in \mathcal{S}_m, d \in \mathcal{D}_m\}$ , charac-  
 520 terising the flow of ore and waste between each source and destination at  $m$ . The result  
 521 of a schedule  $\vec{s}_m$  is the production of a quantity of ore of each granularity  $l \in \mathcal{L}$ , denoted  
 522  $\tau_l^m(\vec{s}_m)$ , whose composition is defined in terms of the percentage of each attribute  $q \in \mathcal{Q}$ ,  
 523 denoted  $v_{l,q}^m(\vec{s}_m)$ . The value of each variable  $x_{s,d}^m \in \vec{x}_m$  in  $\vec{s}_m$  is denoted  $x_{s,d}^m(\vec{s}_m)$ .

524 The input to  $O_m$ , in each iteration  $i$ , is a grade and quality target  $\vec{\phi}_m^i = \{\phi_{l,q}^{m,i} \mid \forall l \in$   
 525  $\mathcal{L}, q \in \mathcal{Q}\}$ , defining the expected composition of the ore to be produced by  $m$ , and a set of  
 526 standard deviations  $\vec{\sigma}_m^i = \{\sigma_{l,q}^{m,i} \mid \forall l \in \mathcal{L}, q \in \mathcal{Q}\}$ . The objective of  $O_m$  is to form a schedule  
 527 set  $\Omega_m^i$  for which: the productivity of  $m$  is maximised; and the composition of ore produced  
 528 in each schedule lies in a normal distribution with mean  $\vec{\phi}_m^i$  and standard deviation  $\vec{\sigma}_m^i$   
 529 (see Figure 4). The productivity of a mine  $m$ , given an instantiation of  $\vec{x}_m$ , is calculated  
 530 as per Equation (8). The productivity of  $m$  in schedule  $\vec{s}_m$  is denoted  $\rho(\vec{s}_m)$ .

531 **Example 6.1** Consider a mine  $m$  that produces a single granularity of ore  $l$ . The compo-  
 532 sition of this ore is characterised by a single quality attribute  $q$ , denoting metal grade.  $O_m$   
 533 is given a target of 63% metal, with a standard deviation of 1%, as input in iteration  $i$ . Let  
 534  $N = 10$ . Figure 4b plots the percentage of metal in the ore produced by  $m$  in each of the 10



**Figure 5** (a)  $O_{\Pi}$ : is given a schedule set  $\Omega_m^i$  by each  $O_m$ ; selects a schedule in each  $\Omega_m^i \cup \{\vec{s}_{best,m}\}$  to be enacted; and routes trains of ore from each mine to port, forming a solution  $\vec{s}_i$  to the MMPP.  $O_{\Pi}$  produces a grade and quality target  $\vec{\phi}_m^{i+1}$  and standard deviation  $\vec{\sigma}_m^{i+1}$  to be given to each  $O_m$  in iteration  $i + 1$ .

535 schedules in a possible solution of  $O_m$ . The schedules formed by  $O_m$  are distinguished on  
 536 the horizontal axis of the plot (with index  $j$ ). The vertical axis denotes metal percentage.

537 A formulation of  $O_m$  as a MIP is presented in Section 6.4.

## 538 6.2. The $O_{\Pi}$ Problem

539 The port-side optimisation problem  $O_{\Pi}$  is formulated to: accept a schedule set,  $\Omega_m^i$ , from  
 540 each  $O_m$  in each iteration  $i$ ; select *one* schedule from each  $\Omega_m^i$ , denoted  $\Pi(\Omega_m^i)$ , to be  
 541 implemented at mine  $m$ ; and determine the number of trainloads of ore, of each granularity  
 542  $l \in \mathcal{L}$ , from each mine, that will be railed to a port  $\pi$  to form part of a product  $n \in N_l^\pi$ .  
 543 A solution to  $O_{\Pi}$ , denoted  $\vec{s}_i$ , instantiates each variable in the set  $\vec{x} \cup \vec{r}$ . Recall that  $\vec{x} =$   
 544  $\{x_{s,d}^m \mid s \in \mathcal{S}_m, d \in \mathcal{D}_m\}$  defines the flow of material from source to destination at each mine,  
 545 while  $\vec{r} = \{r_{m,l,n}^\pi \mid m \in \mathcal{M}, \pi \in \Pi, l \in \mathcal{L}, n \in N_l^\pi\}$  defines the flow of ore between each mine,  
 546 port, and port product. The selection of a schedule to be enacted at each mine instantiates  
 547 the variable set  $\vec{x}$ , while the routing of trains between each mine and port, and the selection  
 548 of a product to which they will contribute, instantiates the variable set  $\vec{r}$ . The value of  
 549 each variable  $x_{s,d}^m \in \vec{x}$  in solution  $\vec{s}_i$  is denoted  $x_{s,d}^m(\vec{s}_i)$ . The value of each variable  $r_{m,l,n}^\pi \in \vec{r}$   
 550 in solution  $\vec{s}_i$  is denoted  $r_{m,l,n}^\pi(\vec{s}_i)$ .

551 The objective of  $O_{\Pi}$  is to select a schedule to be followed at each mine, and organise the  
 552 transport of ore produced in those schedules from mine to port, and port product, such  
 553 that: the deviation between the composition of each port product and its desired bounds  
 554 is minimised (as a first priority); the revenue generated from the sale of such products is  
 555 maximised (as a second priority); and the productivity of each mine is maximised (as a

third priority).  $O_{\Pi}$  evaluates a solution  $\vec{s}_i$  by computing the value of the MINLP objective  $Z'_{MMPP}$  in Equation (13) with respect to the instantiation of variables  $\vec{x}$  and  $\vec{r}$  in  $\vec{s}_i$ .

$O_{\Pi}$  maintains a record of the best solution it has found over the course of the heuristic, denoted  $\vec{s}_{best}$ . This solution is replaced with  $\vec{s}_i$  if and only if  $\vec{s}_i$  has a lower objective value.  $O_{\Pi}$  produces, as output, a grade and quality target  $\vec{\phi}_m^{i+1}$  and standard deviation  $\vec{\sigma}_m^{i+1}$  to be given to each  $O_m$ , as input, in iteration  $i + 1$  (see Figure 5). The manner in which each  $\vec{\phi}_m^{i+1}$  and  $\vec{\sigma}_m^{i+1}$  is formed, and the purpose of this feedback, is described in Section 6.3.

To ensure the generation of a monotonically improving (in objective value) sequence of solutions to the MMPP, we alter our earlier description of  $O_{\Pi}$ 's behaviour as follows. Given a set of schedules,  $\Omega_m^i$ , from each  $O_m$  in iteration  $i$ ,  $O_{\Pi}$  selects one schedule from each  $\Omega_m^i \cup \{\vec{s}_{best,m}\}$ , denoted  $\Pi(\Omega_m^i \cup \{\vec{s}_{best,m}\})$ , to be implemented at mine  $m$ , where  $\vec{s}_{best,m}$  denotes the schedule assigned to  $m$  in the best found solution  $\vec{s}_{best}$ . The objective value of the solution formed by  $O_{\Pi}$  in iteration  $i$  will therefore be at least as good as that of  $\vec{s}_{best}$ .

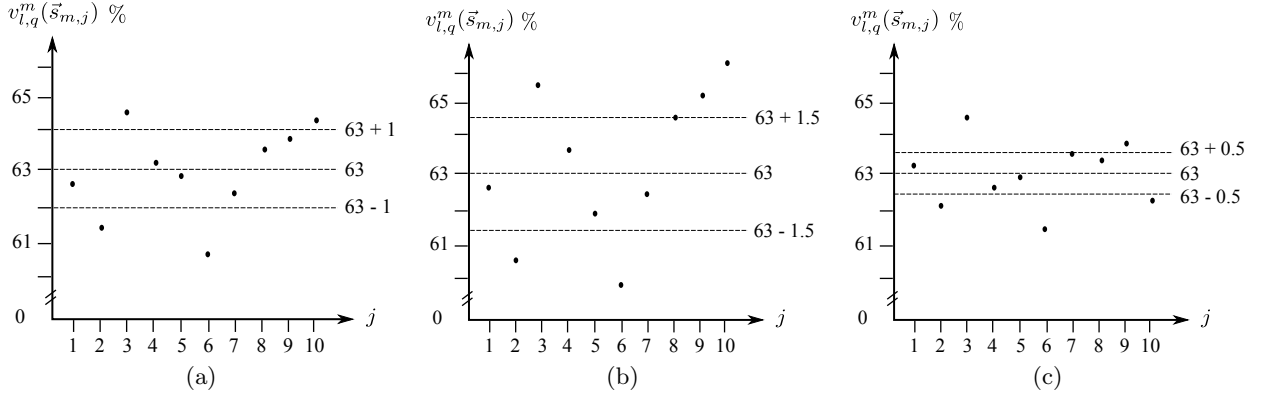
**Example 6.2** Consider a system of two mines,  $m_1$  and  $m_2$ .  $O_{m_1}$  and  $O_{m_2}$  have each formed two schedules to be presented to  $O_{\Pi}$  in iteration  $i$ . These schedules are denoted  $\Omega_{m_1}^i = \{\vec{s}_{m_1,1}, \vec{s}_{m_1,2}\}$  and  $\Omega_{m_2}^i = \{\vec{s}_{m_2,1}, \vec{s}_{m_2,2}\}$ . Each mine produces ore of a single granularity  $l$ , characterised by a single quality attribute  $q$ , denoting metal grade. Schedules  $\vec{s}_{m_1,1}$  and  $\vec{s}_{m_1,2}$  produce 10kt and 15kt at a grade of 62% and 60%, respectively. Schedules  $\vec{s}_{m_2,1}$  and  $\vec{s}_{m_2,2}$  produce 15kt and 20kt at a grade of 61% and 64%, respectively. Each train transports 5kt of ore between a mine and one of two ports,  $\pi_1$  and  $\pi_2$ , each of which produces a single product of granularity  $l$ . In Figure 5b,  $O_{\Pi}$  has selected: schedule  $\vec{s}_{m_1,1}$  and  $\vec{s}_{m_2,2}$  to be implemented at mines  $m_1$  and  $m_2$ ; 1 train of ore to be routed from mine  $m_1$  to each port; and 2 trains of ore to be routed from mine  $m_2$  to each port. In the MMPP solution formed by  $O_{\Pi}$ ,  $\vec{s}_i$ , 15kt of blended ore, with a metal grade of 63.3%, is formed at both ports.

A formulation of  $O_{\Pi}$  as a MIP is presented in Section 6.5.

### 6.3. The Heuristic

Our decomposition-based heuristic (Listing 1) repeats a two-stage process – the solving of each  $O_m$  followed by  $O_{\Pi}$  – in a sequence of iterations. Each iteration  $i$  results in a solution  $\vec{s}_i$  to the MMPP. Let:  $\vec{\phi}_m^1 = \Xi_m$  and  $\vec{\sigma}_m^1 = \vec{\sigma}^+ = \{\sigma_{l,q}^+ = \Delta_q^+ | \forall l \in \mathcal{L}, q \in \mathcal{Q}\}$ , for each mine  $m$ , where  $\Xi_m$  denotes the grade and quality target assigned to  $m$ , by a longer-term (two year) plan, and  $\Delta_q^+$  a significant change in the percentage of  $q \in \mathcal{Q}$  in a volume of ore.





**Figure 6** A mine-side optimiser  $O_m$  forms a set of  $N = 10$  schedules for a mine  $m$ , producing ore of a single granularity  $l$ , characterised by a single quality attribute  $q$ , given varying  $\vec{\phi}_m^i$  and  $\vec{\sigma}_m^i$  in iteration  $i$ : (a)  $\vec{\phi}_m^i = \{63\}$  and  $\vec{\sigma}_m^i = \{1\}$ ; (b)  $\vec{\phi}_m^i = \{63\}$  and  $\vec{\sigma}_m^i = \{1.5\}$ ; and (c)  $\vec{\phi}_m^i = \{63\}$  and  $\vec{\sigma}_m^i = \{0.5\}$ .

587 The set of standard deviations given to each mine in this first iteration,  $\vec{\sigma}_m^1$ , is designed to  
 588 promote a substantial degree of diversity in the composition of produced ore, across the set  
 589 of schedules formed by  $O_m$ . A set of larger standard deviations will result in schedules for  
 590 which the composition of produced ore exhibits a greater range of values, in each attribute,  
 591 across the schedule set. A smaller  $\vec{\sigma}_m^1$  will result in the formation of schedules for which  
 592 the composition of produced ore is more tightly clustered about  $\vec{\phi}_m^i$  (see Figure 6).

593 A solution to each  $O_m$ , in iteration  $i$ , is a set of  $N$  schedules for mine  $m$ ,  $\Omega_m^i$ , to be  
 594 implemented over the relevant scheduling horizon (Step 7).  $O_{\Pi}$  receives as input the set  $\Omega_m^i$   
 595 from each  $m$ .  $O_{\Pi}$  maintains a record of the best solution,  $\vec{s}_{best}$ , it has found to the MPP  
 596 over all prior iterations. In the first iteration, this record is empty.  $O_{\Pi}$  selects: one schedule  
 597 in the set  $\Omega_m^i \cup \{\vec{s}_{best,m}\}$  to be enacted at mine  $m$  (Step 8), where  $\vec{s}_{best,m}$  is the schedule  
 598 assigned to  $m$  in the solution  $\vec{s}_{best}$ ; and the number of trains of ore, of each granularity  
 599  $l \in \mathcal{L}$ , produced by  $m$  in that schedule to form part of each product  $n \in N_l^\pi$ , at each port  
 600  $\pi \in \Pi$ . Let  $Z'_{MMPP}(\vec{s}_i)$  denote the value of objective  $Z'_{MMPP}$  (Equation (13)) in solution  
 601  $\vec{s}_i$ .  $O_{\Pi}$  replaces  $\vec{s}_{best}$  with  $\vec{s}_i$  if and only if  $Z'_{MMPP}(\vec{s}_i) < Z'_{MMPP}(\vec{s}_{best})$  (Step 9).

602  $O_{\Pi}$  provides each  $O_m$  with feedback in the form of a grade and quality target  $\vec{\phi}_m^{i+1}$ , and  
 603 a set of standard deviations  $\vec{\sigma}_m^{i+1}$ , as its input in iteration  $i + 1$  (Step 10). The role of this  
 604 feedback is to guide each  $O_m$  toward the presentation of schedules that allow  $O_{\Pi}$  to form a  
 605 solution that improves upon the current best,  $\vec{s}_{best}$ . Table 1 defines the three heuristic rules  
 606 by which  $\vec{\phi}_m^{i+1}$  and  $\vec{\sigma}_m^{i+1}$  are generated for each mine  $m$ . Each rule is defined in terms of a  
 607 set of conditions on the solution  $\vec{s}_i$  formed by  $O_{\Pi}$ , and a set of equations that define  $\vec{\phi}_m^{i+1}$   
 608 and  $\vec{\sigma}_m^{i+1}$  at each mine if those conditions are satisfied. More sophisticated techniques for

---

**Listing 1** A decomposition-based heuristic for the MMPP, where:  $\Delta_q^+$  denotes a significant change in  $q \in \mathcal{Q}$  percentage; and  $\Xi_m$  a longer-term (two year) grade and quality target assigned to mine  $m \in \mathcal{M}$ .

---

- 1:  $\vec{s}_{best} \leftarrow \emptyset$
  - 2:  $\vec{\sigma}^+ \leftarrow \{\sigma_{l,q}^+ = \Delta_q^+ | \forall l \in \mathcal{L}, q \in \mathcal{Q}\}$
  - 3:  $\vec{\sigma}^- \leftarrow \{\sigma_{l,q}^- = \Delta_q^- | \forall l \in \mathcal{L}, q \in \mathcal{Q}\}$
  - 4:  $i \leftarrow 1$
  - 5: Initialise expected mine targets and standard deviation sets:  $\vec{\phi}_m^i \leftarrow \Xi_m$  and  $\vec{\sigma}_m^i \leftarrow \vec{\sigma}^+$ .
  - 6: **repeat**
  - 7: Solve each  $O_m$  to find  $N$  schedules for mine  $m$ ,  $\Omega_m^i$ , producing ore whose composition is normally distributed about  $\vec{\phi}_m^i$  with standard deviation  $\vec{\sigma}_m^i$ .
  - 8: Solve  $O_{\Pi}$  given sets  $\Omega_m^i \cup \{\vec{s}_{best,m}\}$  from each  $m \in \mathcal{M}$ , where  $\vec{s}_{best,m} \in \vec{s}_{best}$  is the schedule to be enacted by  $m$  in the best solution found thus far. Select a schedule to be enacted at each mine, and a routing of trainloads of ore from each mine to port, forming a solution  $\vec{s}_i$  to the MMPP.
  - 9: Update best solution  $\vec{s}_{best}$  if and only if  $Z'_{MMPP}(\vec{s}_i) < Z'_{MMPP}(\vec{s}_{best})$ .
  - 10: Generate feedback to each  $O_m$  by adapting  $\vec{\phi}_m^i$  and  $\vec{\sigma}_m^i$  to form  $\vec{\phi}_m^{i+1}$  and  $\vec{\sigma}_m^{i+1}$ .
  - 11:  $i \leftarrow i + 1$
  - 12: **until**  $[Z'_{MMPP}(\vec{s}_i) \geq Z'_{MMPP}(\vec{s}_{best}) \wedge \nexists m \in \mathcal{M}. \vec{\sigma}_m^i \neq \vec{\sigma}^-] \vee i > MAX_{iterations}$
  - 13: **return**  $\vec{s}_{best}$
- 

609 adapting the targets and standard deviations assigned to each mine are certainly possible,  
610 however these simple rules were found to perform well in computational experiments.

611 The first rule in Table 1 states that if  $O_{\Pi}$  does not find a solution better than  $\vec{s}_{best}$  in  
612 iteration  $i$ , the grade and quality targets assigned to each mine remain the same,  $\vec{\phi}_m^{i+1} =$   
613  $\vec{\phi}_m^i$ , but its assigned set of standard deviations is reduced by a pre-determined factor  $\gamma$ ,  
614  $\vec{\sigma}_m^{i+1} = \gamma \vec{\sigma}_m^i$ , where  $0 < \gamma < 1$ . The assumption is that as target  $\vec{\phi}_m^i$  is produced by mine  $m$   
615 in the current best solution,  $\vec{s}_{best}$ , there may be a target in the neighbourhood of  $\vec{\phi}_m^i$  that,  
616 if produced, will yield an improved solution. As such a schedule was not formed by  $O_m$  in  
617 iteration  $i$ , it may be the case that it was concentrating on achieving too large a spread in  
618 the composition of produced ore about  $\vec{\phi}_m^i$ . Reducing each  $\vec{\sigma}_m^i$  forces each mine to propose  
619 schedules for which the composition of produced ore is more tightly clustered about  $\vec{\phi}_m^i$ .

620 The second and third rules in Table 1 are implemented when a new  $\vec{s}_{best}$  is discovered  
621 by the port-side optimiser in an iteration  $i$ . In both rules, the grade and quality target  
622 assigned to each mine  $m$ , in iteration  $i + 1$ , is equal to the composition of ore produced  
623 by  $m$  in solution  $\vec{s}_i$ ,  $\vec{\phi}_m^{i+1} = \{v_{l,q}^m(\vec{s}_i) | \forall l \in \mathcal{L}, q \in \mathcal{Q}\}$ . The assumption is that as each target  
624  $\vec{\phi}_m^{i+1}$  is produced by mine  $m$  in what is now the current best solution,  $\vec{s}_i$ , there may be a  
625 target in a neighbourhood of each  $\vec{\phi}_m^{i+1}$  that, if produced by  $m$ , will improve upon  $\vec{s}_i$ .

#	CONDITION	FEEDBACK
1	$Z'_{MMPP}(\vec{s}_i) \geq Z'_{MMPP}(\vec{s}_{best})$	$\vec{\phi}_m^{i+1} = \vec{\phi}_m^i, \quad \forall m \in \mathcal{M}$ $\vec{\sigma}_m^{i+1} = \max(\vec{\sigma}^-, \gamma \vec{\sigma}_m^i), \quad \forall m \in \mathcal{M}$
2	$Z'_{MMPP}(\vec{s}_i) < Z'_{MMPP}(\vec{s}_{best})$ $\exists l \in \mathcal{L}, q \in \mathcal{Q}.  v_{l,q}^m(\vec{s}_i) - \phi_{l,q}^{m,i}  > \sigma_{l,q}^{m,i}$	$\vec{\phi}_m^{i+1} = \{v_{l,q}^m(\vec{s}_i) \mid \forall l \in \mathcal{L}, q \in \mathcal{Q}\}, \quad m \in \mathcal{M}$ $\vec{\sigma}_m^{i+1} = \min(\vec{\sigma}^+, \frac{\vec{\sigma}_m^i}{\gamma}), \quad m \in \mathcal{M}$
3	$Z'_{MMPP}(\vec{s}_i) < Z'_{MMPP}(\vec{s}_{best})$ $\nexists l \in \mathcal{L}, q \in \mathcal{Q}.  v_{l,q}^m(\vec{s}_i) - \phi_{l,q}^{m,i}  > \sigma_{l,q}^{m,i}$	$\vec{\phi}_m^{i+1} = \{v_{l,q}^m(\vec{s}_i) \mid \forall l \in \mathcal{L}, q \in \mathcal{Q}\}, \quad m \in \mathcal{M}$ $\vec{\sigma}_m^{i+1} = \vec{\sigma}_m^i, \quad m \in \mathcal{M}$

**Table 1** Rules defining the targets and standard deviations provided to each  $O_m$  as input in iteration  $i + 1$ , where:  $\vec{\sigma}^-$  and  $\vec{\sigma}^+$  denote lower and upper bounds on the size of each  $\vec{\sigma}_m^i$ ;  $\vec{s}_{best}$  denotes the best solution found by the heuristic;  $\vec{s}_i$  denotes the solution found by the heuristic in iteration  $i$ ;  $v_{l,q}^m(\vec{s}_i)$  denotes the percentage of attribute  $q \in \mathcal{Q}$  in the ore of granularity  $l \in \mathcal{L}$  produced by mine  $m$  in solution  $\vec{s}_i$ ;  $\phi_{l,q}^{m,i} \in \vec{\phi}_m^i$ ; and  $\sigma_{l,q}^{m,i} \in \vec{\sigma}_m^i$ .

626 If the schedule selected for mine  $m$  produces ore of a composition that is sufficiently  
 627 distant from its target  $\vec{\phi}_m^i$ , the set of standard deviations assigned to  $m$  is increased by  
 628 a pre-determined factor  $\gamma$ ,  $\vec{\sigma}_m^{i+1} = \frac{\vec{\sigma}_m^i}{\gamma}$ , where  $0 < \gamma < 1$  (rule 2). The assumption is that  
 629 any reduction in the size of the standard deviations assigned to mine  $m$  in prior itera-  
 630 tions, restricting the diversity of the schedules proposed by  $O_m$ , may have been premature.  
 631 Increasing  $\vec{\sigma}_m^i$  forces mine  $m$  to propose schedules for which the composition of produced  
 632 ore is more widely spread about its new target  $\vec{\phi}_m^{i+1}$ . If the schedule selected for mine  $m$   
 633 in  $\vec{s}_i$  produces ore of a composition that is sufficiently close to its target  $\vec{\phi}_m^i$ , the set of  
 634 standard deviations assigned to  $m$  does not change,  $\vec{\sigma}_m^{i+1} = \vec{\sigma}_m^i$  (rule 3).

635 Standard deviation vectors are bounded above and below by  $\vec{\sigma}^+$  and  $\vec{\sigma}^-$ . Recall that  
 636  $\vec{\sigma}^+ = \{\sigma_{l,q}^+ = \Delta_q^+ \mid \forall l \in \mathcal{L}, q \in \mathcal{Q}\}$ , where  $\Delta_q^+$  defines a unit of significant change in the  
 637 percentage content of  $q \in \mathcal{Q}$  in a volume of ore. We define the minimum bound on standard  
 638 deviations as  $\vec{\sigma}^- = \{\sigma_{l,q}^- = \Delta_q^- \mid \forall l \in \mathcal{L}, q \in \mathcal{Q}\}$ , where  $\Delta_q^-$  defines a unit of insignificant  
 639 change in the percentage content of attribute  $q \in \mathcal{Q}$  in a volume of ore.

640 The heuristic is terminated in iteration  $i$  if  $O_\Pi$  fails to find a solution  $\vec{s}_i$  such that  
 641  $Z'_{MMPP}(\vec{s}_i) < Z'_{MMPP}(\vec{s}_{best})$ , and each  $\vec{\sigma}_m^i$  equals  $\vec{\sigma}^-$ , or a limit on the number of execu-  
 642 tions of the feedback loop,  $MAX_{iterations}$ , has been reached (Step 12). Across each of the  
 643 computational tests in Appendix C, the heuristic has terminated within 100 iterations.  
 644 While there are no theoretical guarantees that the heuristic will discover a local or global  
 645 optimum to the MMPP, it does, in practice, find near-optimal solutions.

#### 6.4. Optimisation at the Mines: A MIP Model

We model  $O_m$ , for each  $m \in \mathcal{M}$ , in terms of a MIP. Maximisation of productivity at  $m$ , as per Equation (38), forms the objective. A set of ranges,  $[L_{l,q}^m, U_{l,q}^m]$  for each  $l \in \mathcal{L}$  and  $q \in \mathcal{Q}$ , constrain the blend of ore produced at the mine over the course of the scheduling horizon, where  $L_{l,q}^m$  and  $U_{l,q}^m$  denote a lower and upper bound on the percentage of  $q \in \mathcal{Q}$  in the ore of granularity  $l \in \mathcal{L}$  produced at  $m$ . These ranges are varied, and the MIP, shown below, is solved to produce a set of  $N$  schedules for mine  $m$ . We explain, in the proceeding paragraphs, how this set is generated so that the composition of ore produced across schedules forms a normal distribution with a mean  $\vec{\phi}_m$  and standard deviation  $\vec{\sigma}_m$ .

All notation is explained in Appendices A and B, while  $\tau_l^m(\vec{x}_m)$ , and  $v_{l,q}^m(\vec{x}_m)$ , are defined in Equations (2), and (4). Recall that  $\vec{x}_m$  denotes the set  $\{x_{s,d}^m | \forall s \in \mathcal{S}_m, d \in \mathcal{D}_m\}$ . We have found, via experimentation, that the decomposition-based heuristic performs best if, in the computation of a mines productivity, the production of each granularity is weighted according to the expected value of the port products it is likely to contribute to<sup>4</sup>. For example, lump products are typically sold at a higher price, per ton, than fines due to their (typically) higher metal content. Let  $W_l$  denote a priority weighting assigned to the production of granularity  $l \in \mathcal{L}$  at each mine. Our expression for the productivity of a mine  $m$ , denoted  $\rho_m(\vec{x}_m)$ , in Equation (8) is altered as shown in Equation (38), to form  $\rho_m^*(\vec{x}_m)$ , where:  $\alpha_1$  and  $\alpha_2$  denote constants such that  $\alpha_1 \gg \alpha_2$ ; and  $\Psi_\omega^m$  a binary parameter such that  $\Psi_\omega^m = 1$  if mine  $m$  has the facilities to upgrade low grade ore ( $\Psi_\omega^m = 0$ , otherwise).

$$\rho_m^*(\vec{x}_m) = \alpha_1 \sum_{l \in \mathcal{L}} W_l \tau_l^m(\vec{x}_m) + \alpha_2 \sum_{s \in \mathcal{S}_m} \left[ \sum_{\delta \in \Delta_m} x_{s,d}^m + (1 - 2\Psi_\omega^m) \sum_{\lambda \in \Lambda_m} x_{s,d}^m - \sum_{\theta \in \Theta_m} x_{s,d}^m \right] \quad (38)$$

A solution to the following MIP represents a single schedule available for implementation at mine  $m \in \mathcal{M}$ .

$$\max \quad \rho_m^*(\vec{x}_m)$$

$$\text{subject to} \quad \tau_l^m(\vec{x}_m) \geq D_l^m \quad \forall l \in \mathcal{L}, \quad (39)$$

$$L_{l,q}^m \leq v_{l,q}^m(\vec{x}_m) \leq U_{l,q}^m \quad \forall q \in \mathcal{Q}, \quad (40)$$

<sup>4</sup> This change was not found to yield an improvement in the solutions found by any of the approaches in Section 5.

---

**Listing 2** Generation of clustered bounds on the blend of produced ore at mine  $m \in \mathcal{M}$ .

---

```

1: for each  $l \in \mathcal{L}$  and  $q \in \mathcal{Q}$  do
2:    $\Delta_N \leftarrow \text{RANDNORMAL}(0, \sigma_{l,q} \in \vec{\sigma}_m)$ 
3:    $L_{l,q}^m \leftarrow \phi_{l,q} + \Delta_N - \sigma_{l,q}$ 
4:    $U_{l,q}^m \leftarrow \phi_{l,q} + \Delta_N + \sigma_{l,q}$ 
5: end for
    
```

---

$$x_{s,d}^m \in \mathbf{R}^+ \cup \{0\} \quad \forall s \in \mathcal{S}_m, d \in \mathcal{D}_m, \quad (41)$$

Constraints (17)–(21), (23)–(27), (30)–(34), and  
 (36) from the MINLP of Section 5 for mine  $m$ .

668 Constraint (39) places a minimum bound on production at mine  $m$ . Constraint (40)  
 669 restricts the composition of the lump and fines ore produced by  $m$ , such that  $v_{l,q}^m(\vec{x}_m)$  lies  
 670 within  $[L_{l,q}^m, U_{l,q}^m]$ . The remaining constraints form a subset of the MINLP in Section 5.  
 671 Constraint (27) of the MINLP is implemented in the form of a separation algorithm.

672 To generate  $N$  schedules for mine  $m$ , across which the grade and quality of produced  
 673 ore is normally distributed about a target  $\vec{\phi}_m$ , with a standard deviation  $\vec{\sigma}_m$ , the solving  
 674 of the above MIP is repeated with a varying sequence of bounds on the percentage of  
 675 each  $q \in \mathcal{Q}$  in ore of each granularity  $l \in \mathcal{L}$ . This MIP is solved until  $N$  distinct schedules  
 676 are discovered, or a pre-defined limit on the number of solves has been reached. Each set  
 677 of bounds in this sequence,  $[L_{l,q}^m, U_{l,q}^m]$  for each  $l \in \mathcal{L}$  and  $q \in \mathcal{Q}$ , is formed as described in  
 678 Listing 2. A normally distributed random value  $\Delta_N$ , for each  $l \in \mathcal{L}$  and  $q \in \mathcal{Q}$ , is generated  
 679 from a distribution with mean 0 and standard deviation  $\sigma_{l,q} \in \vec{\sigma}_m$  (Step 2). The percentage  
 680 of each  $q \in \mathcal{Q}$  in ore of granularity  $l \in \mathcal{L}$  produced by the mine is constrained to lie between  
 681  $\phi_{l,q} + \Delta_N - \sigma_{l,q}$  and  $\phi_{l,q} + \Delta_N + \sigma_{l,q}$ , where  $\phi_{l,q} \in \vec{\phi}_m$  (Steps 3 and 4).

682 **6.5. Blending at the Ports: A MIP Model**

683 Recall that each mine  $m \in \mathcal{M}$  has (up to)  $N$  possible outputs – resulting in  $N + 1$  blends of  
 684 lump and fines ore available for transportation to a port – as defined in the set of solutions  
 685  $\Omega_m \cup \{\vec{s}_{best,m}\}$  to each  $O_m$ , where  $\vec{s}_{best,m} \in \vec{s}_{best}$ . The  $j^{th}$  schedule available for selection at  
 686 mine  $m$  is denoted  $\vec{s}_{m,j} \in \Omega_m \cup \{\vec{s}_{best,m}\}$ . Only one schedule formed by each  $O_m$  can be  
 687 enacted. Consequently, ore railed from each mine  $m$  must originate from only one  $\vec{s}_{m,j}$ .

688 Let integer variable  $r_{m,l,n,j}^\pi$  denote the number of trainloads of granularity  $l \in \mathcal{L}$ , formed  
 689 by mine  $m$  in schedule  $\vec{s}_{m,j} \in \Omega_m \cup \{\vec{s}_{best,m}\}$ , delivered to port  $\pi$  to form part of product

690  $n \in N_l^\pi$ . Binary variables  $o_{m,j}$  denote which schedule  $\vec{s}_{m,j} \in \Omega_m \cup \{\vec{s}_{best,m}\}$ , for each mine  $m$ ,  
 691 has been selected ( $o_{m,j} = 1$ ) for implementation ( $o_{m,j} = 0$  otherwise). As in the MINLP of  
 692 Section 5, the objective of the port-side MIP is to minimise deviation in the composition of  
 693 products formed at each port  $\pi$  from desired bounds,  $[L_{n,q}^{\pi,l}, U_{n,q}^{\pi,l}]$  for each  $n \in N_l^\pi$ ,  $l \in \mathcal{L}$ , and  
 694  $q \in \mathcal{Q}$ , as a first priority, while maximising revenue achieved via the sale of such products  
 695 and the productivity of each mine, as second and third priorities, respectively.

696 Let  $N_m = |\Omega_m \cup \{\vec{s}_{best,m}\}|$ , and  $\vec{\Omega} = \{\Omega_m \cup \{\vec{s}_{best,m}\} | \forall m \in \mathcal{M}\}$ . Moreover, let  $\vec{r}'$ ,  $\vec{r}_{l,n}^{\pi'}$ ,  
 697 and  $\vec{o}$  denote the variable sets:  $\vec{r}' = \{r_{m,l,n,j}^\pi | \forall \pi \in \Pi, m \in \mathcal{M}, l \in \mathcal{L}, n \in N_l^\pi, 1 \leq j \leq N_m\}$ ;  
 698  $\vec{r}_{l,n}^{\pi'} = \{r_{m,l,n,j}^\pi | \forall m \in \mathcal{M}, 1 \leq j \leq N_m\}$ ; and  $\vec{o} = \{o_{m,j} | \forall m \in \mathcal{M}, 1 \leq j \leq N_m\}$ . Recall that:  
 699 the tons of granularity  $l \in \mathcal{L}$  produced by mine  $m$  in a schedule  $\vec{s}_{m,j}$  is denoted  $\tau_l^m(\vec{s}_{m,j})$ ;  
 700 the percentage of  $q \in \mathcal{Q}$  in the ore of granularity  $l \in \mathcal{L}$  produced by  $m$  in  $\vec{s}_{m,j}$  is denoted  
 701  $v_{l,q}^m(\vec{s}_{m,j})$ ; and the productivity of mine  $m$  in  $\vec{s}_{m,j}$  is denoted  $\rho_m(\vec{s}_{m,j})$ . Each of  $\tau_l^m(\vec{s}_{m,j})$ ,  
 702  $v_{l,q}^m(\vec{s}_{m,j})$ , and  $\rho_m(\vec{s}_{m,j})$  are constants in the port-side MIP model. We define: the revenue  
 703 generated by the sale of products formed across ports as  $\nu'(\vec{r}')$  in Equation (42); the tons  
 704 of product  $n \in N_l^\pi$  formed at port  $\pi$  as  $\tau_{l,n}^{\pi'}(\vec{r}')$  in Equation (43); the tons of attribute  
 705  $q \in \mathcal{Q}$  in product  $n \in N_l^\pi$  formed at port  $\pi$  as  $\tau_{n,q}^{\pi,l'}(\vec{\Omega}, \vec{r}_{l,n}^{\pi'})$  in Equation (44); and the total  
 706 deviation between the composition of products, across all ports, and desired bounds as  
 707  $\eta'(\vec{\Omega}, \vec{r}')$  in Equation (45).  $V_{l,n}^\pi$  denotes the sale price, per ton, of product  $n \in N_l^\pi$ .

$$\nu'(\vec{r}') = \sum_{\pi \in \Pi} \sum_{m \in \mathcal{M}} \sum_{l \in \mathcal{L}} \sum_{n \in N_l^\pi} \sum_{j=1}^{N_m} r_{m,l,n,j}^\pi T_R V_{l,n}^\pi \quad (42)$$

$$\tau_{l,n}^{\pi'}(\vec{r}') = \sum_{m \in \mathcal{M}} \sum_{j=1}^{N_m} r_{m,l,n,j}^\pi T_R \quad (43)$$

$$\tau_{n,q}^{\pi,l'}(\vec{\Omega}, \vec{r}_{l,n}^{\pi'}) = \sum_{m \in \mathcal{M}} \sum_{j=1}^{N_m} r_{m,l,n,j}^\pi v_{l,q}(\vec{s}_{m,j}) T_R \quad (44)$$

$$\begin{aligned} \eta'(\vec{\Omega}, \vec{r}') &= \sum_{\pi \in \Pi} \sum_{l \in \mathcal{L}} \sum_{n \in N_l^\pi} \sum_{q \in \mathcal{Q}} \frac{1}{\Delta_+^q} \max\{0, \tau_{n,q}^{\pi,l'}(\vec{\Omega}, \vec{r}_{l,n}^{\pi'}) - U_{n,q}^{\pi,l} \tau_{l,n}^{\pi'}(\vec{r}')\} \\ &\quad + \sum_{\pi \in \Pi} \sum_{l \in \mathcal{L}} \sum_{n \in N_l^\pi} \sum_{q \in \mathcal{Q}} \frac{1}{\Delta_+^q} \max\{0, L_{n,q}^{\pi,l} \tau_{l,n}^{\pi'}(\vec{r}') - \tau_{n,q}^{\pi,l'}(\vec{\Omega}, \vec{r}_{l,n}^{\pi'})\} \end{aligned} \quad (45)$$

708 The following MIP describes the mine-to-port transportation and blending problem,  $O_\Pi$ ,  
 709 where:  $\beta_1, \beta_2$ , and  $\beta_3$  are constants such that  $\beta_1 \gg \beta_2 \gg \beta_3$ .

$$\min \quad \beta_1 \eta'(\vec{\Omega}, \vec{r}') - \beta_2 \nu'(\vec{r}') - \beta_3 \sum_{m \in \mathcal{M}} \sum_{j=1}^{N_m} o_{m,j} \rho_m(\vec{s}_{m,j})$$

$$\text{subject to} \quad \sum_{m \in \mathcal{M}} \sum_{j=1}^{N_m} r_{m,l,n,j}^{\pi} T_R \geq D_{l,n}^{\pi} \quad \forall \pi \in \Pi, l \in \mathcal{L}, n \in N_l^{\pi} \quad (46)$$

$$\sum_{m \in \mathcal{M}} \sum_{l \in \mathcal{L}} \sum_{n \in N_l^{\pi}} \sum_{j=1}^{N_m} r_{m,l,n,j}^{\pi} T_R \leq C_{\pi} \quad \forall \pi \in \Pi, \quad (47)$$

$$\sum_{\pi \in \Pi} \sum_{n \in N_l^{\pi}} r_{m,l,n,j}^{\pi} T_R \leq o_{m,j} \tau_l^m(\vec{s}_{m,j}) \quad \forall m \in \mathcal{M}, \vec{s}_{m,j} \in \Omega_m \cup \{\vec{s}_{best,m}\}, l \in \mathcal{L}, \quad (48)$$

$$\sum_{j=1}^{N_m} o_{m,j} = 1 \quad \forall m \in \mathcal{M}, \quad (49)$$

$$r_{m,l,n,j}^{\pi} \in \mathbf{R}^+ \cup \{0\} \quad \forall \pi \in \Pi, l \in \mathcal{L}, n \in N_l^{\pi}, m \in \mathcal{M}, \quad (50)$$

$$1 \leq j \leq N_m,$$

$$o_{m,j} \in \{0, 1\} \quad \forall m \in \mathcal{M}, 1 \leq j \leq N_m. \quad (51)$$

710 Constraint (46) places a lower bound on the tons of product  $n \in N_l^{\pi}$  of granularity  $l \in \mathcal{L}$   
 711 produced at port  $\pi \in \Pi$ . The tons of ore transported to a port is limited by its capacity  
 712 (Constraint (47)). Constraint (48) constrains the value of each binary indicator,  $o_{m,j}$ , to 1 if  
 713 solution  $\vec{s}_{m,j} \in \Omega_m \cup \{\vec{s}_{best,m}\}$  is selected to be enacted at mine  $m \in \mathcal{M}$ , and places an upper  
 714 bound on the tons of ore transported from each mine to the set of ports (to that produced  
 715 by  $m$  in the selected  $\vec{s}_{m,j}$ ). Constraint (49) ensures that only one  $\vec{s}_{m,j} \in \Omega_m \cup \{\vec{s}_{best,m}\}$ , for  
 716 each  $m \in \mathcal{M}$ , is selected to be implemented at mine  $m$ .

## 717 7. Computational Results

718 We have used our decomposition-based heuristic to solve each test case described in Section  
 719 4, generated for our 8-mine, 2-port network. IBM CPLEX 12.5 was used to solve all  
 720 MIPs. Appendix C records the results of the decomposition-based heuristic for varying  
 721 combinations of parameters  $N$  and  $\gamma$ , averaged over 10 runs, each initialised with a different  
 722 random seed. We describe the method by which we obtain lower bounds on the MINLP  
 723 objective  $Z'_{MMPP}$  in each test (Section C.1). Sections C.2 and C.3 evaluate our heuristic  
 724 with respect to alternative solution methods, namely: piecewise-linear relaxation (Gounaris

et al. 2009); and the ALT heuristic (Audet et al. 2004). These results demonstrate that our heuristic finds solutions equally as good, or better, than the considered alternatives, in orders of magnitude less time, on a majority of tests.

## 8. Concluding Remarks

We have described a short-term, multiple mine and port, open-pit production scheduling problem (MMPP). We have presented a decomposition-based heuristic, in which this scheduling problem is solved, in the single time period case, through the interaction of a set of optimisation problems – one for each mine, and the system of ports. A solution to the optimisation problem at each mine defines the movement of ore and waste from grade blocks and stockpiles, to dumps, stockpiles and processing plants. In an iterative process, the schedules formed in each of these mine-side optimisations are provided as input to a port-side blending problem, the solution of which selects a schedule to be enacted at each mine, and defines the movement of ore between each mine and port. The composition of ore produced at each mine, across the schedules formed by the mine-side optimisation, is guided by the port-side schedule selections made in prior iterations, encouraging the formation of schedules that allow the ports to maximise their production of correctly blended products.

We have evaluated this heuristic on a suite of test cases generated for an 8-mine, 2-port network, using data provided by an industry partner – contrasting its performance with a range of solvers for a MINLP modelling of the problem. The presented decomposition-based heuristic was found to find solutions of higher quality, on a subset of test cases, than the alternatives in Section 5. Each alternative was afforded 12 hours, for each test case, in which to find a solution. Where the heuristic did not find a solution higher in quality than that found by an alternative, it returned a good quality solution for which the alternative required orders of magnitude more time, relative to the heuristic run time, to match. Overall our decomposition-based heuristic approach provides a highly competitive solution to the short-term multiple port and mine open-pit production scheduling problem.

## Acknowledgments

This research was supported by Australian Research Council Grant LP110100115 “Making the Pilbara Blend: Agile Mine Scheduling through Contingent Planning”.



## References

- 752 Adhya, N., M. Tawarmalani, N. Sahinidis. 1999. A Lagrangian approach to the pooling problem. *Industrial*  
753 *and Engineering Chemistry Research* **38** 1956–1972.
- 754 Al-Khayyal, Faiz A., James E. Falk. 1983. Jointly constrained biconvex programming. *Mathematics of*  
755 *Operations Research* **8** 273–286.
- 756 Alfaki, M. 2012. Models and Solutions Methods for the Pooling Problem. Ph.D. thesis, Department of  
757 Informatics, University of Bergen, Norway.
- 758 Amos, F., M. Ronnqvist, G. Gill. 1997. Modelling the pooling problem at the new zealand refining company.  
759 *Journal of the Operational Research Society* **48** 767–778.
- 760 Audet, C., J. Brimberg, P. Hansen, S. Le Digabel, N. Mladenovic. 2004. Pooling Problem: Alternate For-  
761 mulations and Solution Methods. *Management Science* **50** 761–776.
- 762 Baker, T. E., L. S. Lasdon. 1985. Successive Linear Programming at Exxon. *Management Science* **31**  
763 264–274.
- 764 Belotti, P., J. Lee, L. Liberti, F. Margot, A. Wachter. 2009. Branching and bounds tightening techniques  
765 for non-convex MINLP. *Optimization Methods and Software* **24** 597–634.
- 766 Bergamini, M., I. Grossmann, N. Scenna, P. Aguirre. 2008. An improved piecewise outer-approximation algo-  
767 rithm for the global optimization of MINLP models involving concave and bilinear terms. *Computers*  
768 *and Chemical Engineering* **32** 477–493.
- 769 Bonami, P., L. T. Biegler, A. R. Conn, G. Cornuejols, I. E. Grossmann, C. D. Laird, J. Lee, A. Lodi,  
770 F. Margot, N. Sawaya, A. Waechter. 2008. An Algorithmic Framework for Convex Mixed Integer  
771 Nonlinear Programs. *Discrete Optimization* **5** 186–204.
- 772 Chanda, E. K. C., K. Dagdelen. 1995. Optimal blending of mine production using goal programming and  
773 interactive graphics systems. *International Journal of Mining, Reclamation, and Environment* **9** 203–  
774 208.
- 775 Eivazy, H., H. Askari-Nasab. 2012. A mixed integer linear programming model for short-term open pit mine  
776 production scheduling. *Mining Technology* **121** 97–108.
- 777 Elbrond, J., F. Soumis. 1987. Towards integrated production planning and truck dispatching in open pit  
778 mines. *International Journal of Mining, Reclamation, and Environment* **1** 1–6.
- 779 Epstein, R., M. Goic, A. Weintraub, J. Catalan, P. Santibanez, R. Urrutia, R. Cancino, S. Gaete, A. Aguayo,  
780 F. Caro. 2012. Optimizing Long-Term Production Plans in Underground and Open-Pit Copper Mines.  
781 *Operations Research* **60** 4–17.
- 782 Espinoza, D., M. Goycoolea, E. Moreno, A. Newman. 2012. MineLib: a library of open pit mining problems.  
783 *Annals of Operations Research* **206** 93–114.
- 784 Everett, J. E. 2007. Computer aids for production systems management in iron ore mining. *Int. J. Production*  
785 *Economics* **110** 213–233.
- 786

- 787 Floudas, C., A. Aggarwal, A. Ciric. 1989. Global optimum search for nonconvex nlp and minlp problems.  
788 *Computers and Chemical Engineering* **13** 1117–1132.
- 789 Floudas, C. A., A. Aggarwal. 1990. A decomposition strategy for global optimum search in the pooling  
790 problem. *ORSA Journal on Computing* **2** 225–235.
- 791 Floudas, C. A., V. Visweswaran. 1990. A global optimization algorithm (gop) for certain classes of nonconvex  
792 nlp. *Computers and Chemical Engineering* **14** 1397–1431.
- 793 Frayet, J. M., S. D’Amours, A. Rousseau, S. Harvey, J. Gaudreault. 2007. Agent-based supply-chain planning  
794 in the forest products industry. *International Journal of Flexible Manufacturing Systems* **19** 358–391.
- 795 Fricke, C. 2006. Applications of integer programming in open pit mining. Ph.D. thesis, Department of  
796 Mathematics and Statistics, University of Melbourne.
- 797 Fytas, K., J. Hadjigeorgiou, J. L. Collins. 1993. Production scheduling optimization in open pit mines.  
798 *International Journal of Mining, Reclamation, and Environment* **7** 1–9.
- 799 Geoffrion, A. M. 1972. Generalized benders decomposition. *Journal of Optimization Theory and Applications*  
800 **10** 237–260.
- 801 Gholamnejad, J. 2008. A zero-one integer programming model for open pit mining sequences. *Journal of*  
802 *The Southern African Institute of Mining and Metallurgy* **108** 759–762.
- 803 Gleixner, A. 2008. Solving large-scale open pit mining production scheduling problems by integer program-  
804 ming. Master’s thesis, Technische Universität Berlin.
- 805 Gounaris, C. E., R. Misener, C. A. Floudas. 2009. Computational Comparison of Piecewise-Linear Relax-  
806 ations for Pooling Problems. *Industrial and Engineering Chemistry Research* **48** 5742–5766.
- 807 Greenberg, H. J. 1995. Analyzing the pooling problem. *ORSA Journal on Computing* **7** 205–217.
- 808 Hasan, M., I. Karimi. 2010. Piecewise linear relaxation of bilinear programs using bivariate partitioning.  
809 *AIChE Journal* **56** 1880–1893.
- 810 Haverly, C. A. 1978. Studies of the behaviour of recursion for the pooling problem. *ACM SIGMAP Bulletin*  
811 **25** 19–28.
- 812 Hustrulid, W., M. Kuchta. 2006. *Open Pit Mine Planning and Design*. 2nd ed. Taylor and Francis, London,  
813 UK.
- 814 Iyer, R. R., I. E. Grossmann. 1998. Optimal Planning and Scheduling of Offshore Oil Field Infrastructure  
815 Investment and Operations. *Industrial and Engineering Chemistry Research* **37** 1380–1397.
- 816 Kolodziej, S. P., I. E. Grossmann. 2012. A novel global optimization approach to the multiperiod blending  
817 problem. I.A. Karimi, Rajagopalan Srinivasan, eds., *Proceedings of the 11th International Symposium*  
818 *on Process Systems Engineering, 15–19 July 2012, Singapore*. Elsevier.
- 819 Kolodziej, S. P., I. E. Grossmann, K. C. Furman, N. W. Sawaya. 2013. A discretization-based approach for  
820 the optimization of the multiperiod blend scheduling problem. *Computers and Chemical Engineering*  
821 **53** 122–142.

- 822 Leitao, P. 2009. Agent-based distributed manufacturing control: A state-of-the-art survey. *Engineering*  
823 *Applications of Artificial Intelligence* **22** 979–991.
- 824 Li, X., E. Armagan, A. Tomasgard, P. I. Barton. 2011. Stochastic Pooling Problem for Natural Gas Produc-  
825 tion Network Design and Operation under Uncertainty. *AIChE* **57** 2120–2135.
- 826 Martinez, M., A. Newman. 2012. Using Decomposition to Optimize Long- and Short-term Production  
827 Scheduling at LKAB’s Kiruna Mine. *European Journal of Operational Research* **211** 184–197.
- 828 McCormick, Garth P. 1976. Computability of global solutions to factorable nonconvex programs: Part i-  
829 convex underestimating problems. *Mathematical Programming* **10** 147–175.
- 830 Meyer, C. A., C. A. Floudas. 2006. Global optimization of a combinatorially complex generalized pooling  
831 problem. *AIChE Journal* **52** 1027–1037.
- 832 Misener, R., C. A. Floudas. 2009. Advances for the pooling problem: modeling, global optimisation, and  
833 computational studies. *Applied Computational Mathematics* **1** 3–22.
- 834 Misener, R., C. A. Floudas. 2010. Piecewise-linear approximations of multidimensional functions. *Journal*  
835 *of Optimization Theory and Applications* **145** 120–147.
- 836 Neiro, S. M. S., J. M. Pinto. 2004. A general modeling framework for the operational planning of petroleum  
837 supply chains. *Computers and Chemical Engineering* **28** 871–896.
- 838 Newman, A. M., M. Kuchta, M. Martinez. 2007. A Review of Long- and Short-Term Production Scheduling  
839 at Lkab’s Kiruna Mine. Andres Weintraub, Carlos Romero, Trond Bjørndal, Rafael Epstein, Jaime  
840 Miranda, eds., *Handbook Of Operations Research In Natural Resources, International Series In Oper-*  
841 *ations Research*, vol. 99. Springer US, 579–593.
- 842 Newman, A. M., E. Rubio, R. Caro, A. Weintraub, K. Eurek. 2010. A Review of Operations Research in  
843 Mine Planning. *Interfaces* **40** 222–245.
- 844 Osanloo, M., J. Gholamnejad, B. Karimi. 2008. Long-term open pit mine production planning: a review of  
845 models and algorithms. *International Journal of Mining, Reclamation, and Environment* **22** 3–35.
- 846 Palacios-Gomez, F., L. Lasdon, M. Enguist. 1982. Nonlinear Optimisation by successive Linear Programming.  
847 *Management Science* **28** 1106–1120.
- 848 Pham, V., C. Laird, M. El-Halwagi. 2009. Convex Hull Discretization Approach to the Global Optimization  
849 of Pooling Problems. *Industrial and Engineering Chemistry Research* **48** 1973–1979.
- 850 Ramazan, S., R. Dimitrakopoulos. 2004. Recent applications of operations research and efficient MIP for-  
851 mulations in open pit mining. *Society for Mining, Metallurgy, and Exploration* 73–78.
- 852 Romo, F., A. Tomasgard, L. Hellemo, M. Fodstad, B. H. Eidesen, B. Pedersen. 2009. Optimizing the  
853 norwegian natural gas production and transport. *Interfaces* **39** 46–56.
- 854 Sarker, R. A., E. A. Gunn. 1997. A simple SLP algorithm for solving a class of nonlinear programs. *European*  
855 *Journal of Operational Research* **101** 140–154.

- 856 Shen, W., Q. Hao, H. J. Yoon, D. H. Norrie. 2006. Applications of agent-based systems in intelligent  
857 manufacturing: An updated review. *Advanced Engineering Informatics* **20** 415–431.
- 858 Singh, G., R. García-Flores, A. Ernst, P. Welgama, M. Zhang, K. Munday. 2013. Medium-Term Rail Schedul-  
859 ing for an Iron Ore Mining Company. *Interfaces, Articles in Advance* 1–19.
- 860 Smith, M. L. 1998. Optimizing short-term production schedules in surface mining: Integrating mine modeling  
861 software with ampl/cplex. *International Journal of Mining, Reclamation, and Environment* **12** 149–  
862 155.
- 863 van den Heever, S. A., I. E. Grossmann. 2000. An Iterative Aggregation/Disaggregation Approach for  
864 the Solution of a Mixed-Integer Nonlinear Oilfield Infrastructure Planning Model. *Industrial and*  
865 *Engineering Chemistry Research* **39** 1955–1971.
- 866 Visweswaran, V., C. Floudas. 1993. New properties and computational improvement of the GOP algorithm  
867 for problems with quadratic objective functions and constraints. *Journal of Global Optimization* **3**  
868 439–462.
- 869 Wicaksono, D., I. Karimi. 2008. Piecewise MILP under- and overestimators for global optimization of bilinear  
870 programs. *AIChE Journal* **54** 991–1008.
- 871 Yarmuch, J. L., J. M. Ortiz. 2011. A Novel Approach to Estimate the Gap Between the Middle and  
872 Short-Term Plans. *Proceedings of the 35th APCOM symposium 2011 - Application of Computers and*  
873 *Operations Research in the Minerals Industry*. University of Wollongong, WA, Australia, 419–426.

## 874 Appendix A: Modelling Notation

### Sets and Indices

$m, \mathcal{M}$	mines
$\pi, \Pi$	ports
$p, \mathcal{P}_m$	pits
$b, \mathcal{B}_{m,p}, \mathcal{B}_m$	blocks in pit $p \in \mathcal{P}_m$ , at $m \in \mathcal{M}$ , and grade blocks $b \in \mathcal{B}_m$ , at $m$
$l, \mathcal{L}$	granularities denoting lump and fines $\mathcal{L} = \{0, 1\}$
$\mathcal{B}_{hg}, \mathcal{B}_{lg}, \mathcal{B}_w$	high, low grade, and waste blocks at mine $m$
$\delta, \Delta_m$	waste dumps at $m \in \mathcal{M}$
$\lambda, \Lambda_m$	low grade stockpiles at $m \in \mathcal{M}$
$\theta, \Theta_m$	high grade stockpiles at $m \in \mathcal{M}$
$q, \mathcal{Q}$	grade and quality attributes
$\kappa, \omega$	dry/wet processing plant
$s, \mathcal{S}_m$	material sources at $m \in \mathcal{M}$ , $\mathcal{S}_m = \{\mathcal{B}_m \cup \Lambda_m \cup \Theta_m\}$
$d, \mathcal{D}_m$	material destinations at $m \in \mathcal{M}$ , $\mathcal{D}_m = \{\Delta_m \cup \Lambda_m \cup \Theta_m \cup \{\kappa, \omega\}\}$
$n, N_i^\pi$	products of granularity $l \in \mathcal{L}$ to be formed by port $\pi$

### Parameters

$\Delta_q^+$	significant change in $q \in \mathcal{Q}$ percentage
$\Delta_q^-$	insignificant change in $q \in \mathcal{Q}$ percentage
$G_{s,l,q}^m$	percentage of $q \in \mathcal{Q}$ in granularity $l \in \mathcal{L}$ within $s \in \mathcal{S}_m$ at $m \in \mathcal{M}$
$L_{l,q}^m$	lower bound on $q \in \mathcal{Q}$ in granularity $l \in \mathcal{L}$ produced at $m$
$U_{l,q}^m$	upper bound on $q \in \mathcal{Q}$ in granularity $l \in \mathcal{L}$ produced at $m$

$L_{l,n,q}^\pi$	lower bound on $q \in \mathcal{Q}$ in product $n \in N_l^\pi$ produced at $\pi$
$U_{l,n,q}^\pi$	upper bound on $q \in \mathcal{Q}$ in product $n \in N_l^\pi$ produced at $\pi$
$R_{s,l,q}^{m,\omega}$	Percentage of $q \in \mathcal{Q}$ in granularity $l \in \mathcal{L}$ in $s \in \mathcal{S}_m$ recovered after wet processing at $m \in \mathcal{M}$
$Y_{s,l}^{m,\omega}$	Percentage of granularity $l \in \mathcal{L}$ in $s \in \mathcal{S}_m$ recovered after wet processing at $m \in \mathcal{M}$
$S_{m,s,l}$	percentage of granularity $l \in \mathcal{L}$ (split) in $s \in \mathcal{S}_m$ at $m \in \mathcal{M}$
$T_s^m$	tonnage of $s \in \mathcal{S}_m$ available for extraction at $m \in \mathcal{M}$
$\mathcal{A}_{m,b}^\wedge$	mining precedences of $b \in \mathcal{B}_m$ , all of which must be mined before $b$
$\mathcal{A}_{m,b}^\vee$	mining precedences of $b \in \mathcal{B}_m$ , one of which must be mined before $b$
$D_l^d$	minimum demand on $l \in \mathcal{L}$ production at $d \in \{m, \pi\}$
$C_p^m$	maximum tons extractable from pit $p \in \mathcal{P}_m$ at $m \in \mathcal{M}$
$C_d^m$	processing capacity (tons) at plant $d \in \{\kappa, \omega\}$ at $m \in \mathcal{M}$
$C_\pi$	capacity (throughput) at $\pi \in \Pi$
$T_R$	assumed fixed tonnage of each train
$C_\tau^m$	maximum tons transportable by trucking resources at $m \in \mathcal{M}$ , over the scheduling horizon
$C_s^m$	capacity (tons) of stockpile $s \in \Theta_m \cup \Lambda_m$ at $m \in \mathcal{M}$
$V_{l,n}^\pi$	price per ton for ore of product $n \in N_l^\pi$ formed by $\pi$
$L_{n,q}^{\pi,l}, U_{n,q}^{\pi,l}$	lower and upper bound on attribute $q \in \mathcal{Q}$ in product $n \in N_l^\pi$
$D_l^m, D_{l,n}^\pi$	production demand for granularity $l$ at mine $m$ , and product $n \in N_l^\pi$ at port $\pi$
$\Psi_\omega^m$	binary, value of 1 if mine $m$ has a wet processing plant
$U_{m,l}$	Maximum trainloads of granularity $l$ that can be railed from mine $m$ to the set of ports

### Decision variables

$x_{s,d}^m$	tons of source $s \in \mathcal{S}_m$ sent to destination $d \in \mathcal{D}_m$ at $m \in \mathcal{M}$
$r_{m,l,n}^\pi$	trainloads of granularity $l \in \mathcal{L}$ railed from $m \in \mathcal{M}$ to $\pi \in \Pi$ to form part of product $n \in N_l^\pi$
$y_{m,b}^\sigma$	binary variable, 1 if $b \in \mathcal{B}_m$ is to be extracted
$y_{m,b}^\tau$	binary variable, 1 if $b \in \mathcal{B}_m$ is to be completely extracted
$br_{m,l,n}^{\pi,j}$	binary variable, 1 if $j$ trains of granularity $l$ are railed to $\pi$ to form part of product $n \in N_l^\pi$
$v_{l,q}^m$	percentage of attribute $q$ in granularity $l$ produced by mine $m$
$\tau_l^m$	tons of granularity $l$ produced by mine $m$
$\vec{x}_m, \vec{x}$	the set $\{x_{s,d}^m   \forall s \in \mathcal{S}_m, d \in \mathcal{D}_m\}$ and $\{x_{s,d}^m   \forall s \in \mathcal{S}_m, d \in \mathcal{D}_m, m \in \mathcal{M}\}$
$\vec{r}_{l,n}^\pi, \vec{r}^\pi$	the set $\{r_{m,l,n}^\pi   \forall m \in \mathcal{M}\}$ and $\{r_{m,l,n}^\pi   \forall m \in \mathcal{M}, l \in \mathcal{L}\}$
$\vec{r}$	the set $\{r_{m,l,n}^\pi   \forall m \in \mathcal{M}, l \in \mathcal{L}, \pi \in \Pi\}$

### Functions

$\tau_{s,l}^m(\vec{x}_m)$	tons of granularity $l \in \mathcal{L}$ produced from $s \in \mathcal{S}_m$ at $m \in \mathcal{M}$
$\tau_l^m(\vec{x}_m)$	tons of granularity $l \in \mathcal{L}$ produced at $m \in \mathcal{M}$
$v_{l,q}^m(\vec{x}_m)$	percentage of each $q \in \mathcal{Q}$ in ore of granularity $l \in \mathcal{L}$ produced at $m \in \mathcal{M}$
$v_{l,n,q}^\pi(\vec{x}, \vec{r}_{l,n}^\pi)$	percentage of each $q \in \mathcal{Q}$ in product $n \in N_l^\pi$ produced at $\pi \in \Pi$
$\nu(\vec{r})$	revenue generated by the sale of ore products across the port system
$\rho_m(\vec{x}_m)$	productivity of mine $m \in \mathcal{M}$
$\eta(\vec{x}, \vec{r}), \eta'(\vec{x}, \vec{r})$	Non-linear ( $\eta(\vec{x}, \vec{r})$ ) and linear ( $\eta'(\vec{x}, \vec{r})$ ) expressions defining the extent of deviation between port product compositions and desired bounds

## 875 Appendix B: Decomposition-Based Heuristic

### Sets and Indices

$i$	iteration
$\vec{\phi}_m^i$	grade and quality target assigned to mine $m$ in iteration $i$
$\vec{\sigma}_m^i$	standard deviations with which $O_m$ generates a set of schedules for mine $m$
$\vec{s}_{best}$	best solution found by heuristic
$\vec{s}_i$	solution found by heuristic in iteration $i$

$\vec{s}_{best,m}$	schedule for mine $m$ in the best found solution $\vec{s}_{best}$
$\vec{s}_m$	a schedule for mine $m$ produced by $O_m$
$\Omega_m^i$	set of schedules produced by $O_m$ for mine $m$ in iteration $i$

**Parameters**

$\gamma$	factor by which to increase or reduce a set of standard deviations, $0 < \gamma < 1$
$N$	number of schedules formed by each $O_m$ in each iteration $i$
$\Xi_m$	grade and quality target assigned to mine $m$ in a two year plan
$\vec{\sigma}_m^+$	$\vec{\sigma}^+ = \{\sigma_{l,q}^+ = \Delta_q^+   \forall l \in \mathcal{L}, q \in \mathcal{Q}\}$
$\vec{\sigma}_m^-$	$\vec{\sigma}^- = \{\sigma_{l,q}^- = \Delta_q^-   \forall l \in \mathcal{L}, q \in \mathcal{Q}\}$
$W_l$	priority weighting given to the production of granularity $l \in \mathcal{L}$ in each mine
$MAX_{iterations}$	maximum number of iterations of the heuristic performed before termination

**MIP for  $O_m$** 

$\Delta_N$	a random value generated from a normal distribution
$\rho^*(\vec{x}_m)$	productivity of mine $m$ computed with priority weightings assigned to the production of each granularity $l$

**MIP for  $O_{\Pi}$** 

$\Pi(\Omega_m)$	the schedule selected to be enacted at mine $m$ by $O_{\Pi}$
$\vec{s}_{m,j}$	the $j^{th}$ schedule in the set $\Omega_m^i$ available for selection at mine $m$
$o_{m,j}$	binary variable, 1 if $O_{\Pi}$ selects the $j^{th}$ schedule in set $\Omega_m^i$ to be enacted at mine $m$
$\vec{o}$	$\vec{o} = \{o_{m,j}   \forall m \in \mathcal{M}, 1 \leq j \leq N_m\}$
$N_m$	$N_m =  \Omega_m \cup \{\vec{s}_{best,m}\} $ , the number of schedules for mine $m$ available to $O_{\Pi}$ for selection
$r_{m,l,n}^{\pi}$	trainloads of granularity $l$ , produced in the $j^{th}$ schedule available at mine $m$ , railed to port $\pi$ to form part of product $n \in N_l^{\pi}$
$\vec{\Omega}$	$\vec{\Omega} = \{\Omega_m \cup \{\vec{s}_{best,m}\}   \forall m \in \mathcal{M}\}$
$\vec{r}'$	$\vec{r}' = \{r_{m,l,n}^{\pi}   \forall \pi \in \Pi, m \in \mathcal{M}, l \in \mathcal{L}, n \in N_l^{\pi}, 1 \leq j \leq N_m\}$
$\vec{r}'_{l,n}$	$\vec{r}'_{l,n} = \{r_{m,l,n}^{\pi}   \forall m \in \mathcal{M}, 1 \leq j \leq N_m\}$
$\nu'(\vec{\Omega}, \vec{r}')$	total revenue achieved via the sale of port products
$\tau_{l,n}^{\pi}(\vec{r}')$	tons of product $n \in N_l^{\pi}$ formed at port $\pi$
$\tau_{n,q}^{\pi,l'}(\vec{\Omega}, \vec{r}'_{l,n})$	tons of attribute $q$ in product $n \in N_l^{\pi}$ formed at port $\pi$
$\eta'(\vec{\Omega}, \vec{r}')$	total deviation between port product compositions and desired bounds

876 **Appendix C: Computational Results**

877 We have used our decomposition-based heuristic to solve each test case described in Section 4, generated for  
878 our 8-mine, 2-port network. IBM CPLEX 12.5 was used to solve all MIPs.

879 Table 4 records the results of the decomposition-based heuristic, averaged over 10 seeded runs on each of  
880 our benchmark tests, with:  $N = 10, 15$ , and  $20$ ;  $\gamma = 0.75$ ; and priority weightings  $W_{l=0} = 0.6$  and  $W_{l=1} = 0.4$   
881 assigned to lump and fines production at each mine. Table 5 records the results of our heuristic with  $N = 10$ ,  
882 and varying  $\gamma$ . We record, for the best solution found by the heuristic,  $\vec{s}_{best}$ : the elapsed time to termination  
883 (s); revenue achieved via the sale of products formed at each port (\$); the total utilisation of trucking  
884 resources, and the dry and wet processing plants (stated as a percentage of total haulage capacity across the  
885 set of mines); the total percentage (%) of (network-wide) haulage capacity spent on undesirable stockpiling  
886 across all mines; the maximum deviation (%) from desired bounds present in port products formed across  
887 the 10 seeded runs (deviation in metal grade is listed separately from that in other attributes); and the

**Table 4 Best solution  $\vec{s}_{best}$  found by our heuristic for  $N = 10, 15, 20$ , and  $\gamma = 0.75$ , in each test #, recording: elapsed time to completion of solve (s); revenue achieved (\$); the total utilisation of trucks, and processing plants (% of network-wide capacity); the total percentage (%) of (network-wide) haulage capacity spent on undesirable stockpiling; the max deviation (%) from desired bounds (on metal grade, and other attributes) present in port products across 10 seeded runs; and the gap (%) between  $Z'_{MMPP}(\vec{s}_{best})$  and the best known lower bound. Quantities have been averaged over 10 seeded runs, with the average ( $\mu$ ) and standard deviation ( $\sigma$ ) recorded.**

#	$N = 10, \gamma = 0.75$				Utilisation (over all mines) (%)						Deviation (%)		Gap to (%)			
	Time (s)		Revenue (\$)		Trucking		Dry		Wet		Stockpiling		Metal	Other	MINLP <sub>lb</sub>	
	$\mu_T$	$\sigma_T$	$\mu_R$	$\sigma_R$	$\mu_K$	$\sigma_K$	$\mu_D$	$\sigma_D$	$\mu_W$	$\sigma_W$	$\mu_S$	$\sigma_S$			$\mu_G$	$\sigma_G$
1	201	18.56	318297600	226800	99.95	0.01	100	0.95	100	0	2.70	0.05	0	0	0.98	0.01
2	360	44.17	321132600	226800	97.93	0.03	99.23	0.92	100	0	3.22	0.08	0	0	0.09	0.01
3	271	30.93	317957400	226800	98.32	0.06	100	0.92	100	0	4.08	0.10	0	0	1.08	0.01
4	333	46.03	316426500	380355	98.77	0.11	95.90	0.85	100	0	3.55	0.06	0	0	1.56	0.01
5	358	35.70	317277000	0	97.59	0.09	97.95	0.86	100	0	4.95	0.08	0	0	1.29	0
6	310	66.78	319091400	941971	99.50	0.02	99.60	0.89	100	0	5.47	0.09	0	0	0.73	0.03
7	350	63.84	316710000	253570	99.22	0.09	97.44	0.85	100	0	5.50	0.12	0	0	1.47	0.01
8	363	19.68	321246000	0	99.73	0.02	99.24	0.87	100	0	6.05	0.11	0	0	0.06	0
9	159	21.16	316993500	380355	99.84	0.02	100	0.92	100	0	4.05	0.07	0	0	1.38	0.01
10	319	61.08	321132600	226799	99.13	0.02	99.01	0.91	100	0	3.78	0.05	0	0	0.09	0.01
11	363	57.86	318354300	534906	99.84	0.01	100	0.94	100	0	2.89	0.09	0	0	0.96	0.02
12	222	44.49	317617200	1322459	99.73	0.02	97.66	0.88	100	0	3.76	0.06	0	0	1.19	0.04
13	250	38.55	319148100	259832	99.23	0.03	99.99	0.95	100	0	2.76	0.07	0	0	0.71	0.01
14	177	32.18	318581100	442841	99.53	0.03	100	0.98	100	0	1.21	0.05	0	0	0.89	0.01
15	428	73.59	317163600	833316	99.82	0.04	99.73	0.92	100	0	3.90	0.05	0	0	1.33	0.03
16	230	20.84	320962500	457130	99.06	0.06	99.32	0.87	100	0	5.98	0.07	0	0	0.15	0.01
17	220	27.57	321246000	0	99.83	0.02	99.44	0.93	100	0	2.96	0.11	0	0	0.06	0
18	195	18.71	321246000	0	99.71	0.03	97.16	0.89	94.33	1.70	2.56	0.04	0	0	0.06	0
19	227	19.35	321246000	0	99.35	0.05	99.77	0.92	100	0	3.62	0.07	0	0	0.06	0
20	456	63.52	313351200	1315828	97.47	0.06	93.15	0.77	99.96	0.01	5.67	0.04	0	0	2.52	0.04

#	$N = 15, \gamma = 0.75$				Utilisation (over all mines) (%)						Deviation (%)		Gap to (%)			
	Time (s)		Revenue (\$)		Trucking		Dry		Wet		Stockpiling		Metal	Other	MINLP <sub>lb</sub>	
	$\mu_T$	$\sigma_T$	$\mu_R$	$\sigma_R$	$\mu_K$	$\sigma_K$	$\mu_D$	$\sigma_D$	$\mu_W$	$\sigma_W$	$\mu_S$	$\sigma_S$			$\mu_G$	$\sigma_G$
1	282	39.88	318637800	277772	99.43	0.08	100	0.94	100	0	2.87	0.05	0	0	0.87	0.01
2	435	36.12	321246000	0	97.61	0.10	98.97	0.91	100	0	3.41	0.06	0	0	0.06	0
3	368	11.14	318297600	226800	98.22	0.03	100	0.91	100	0	4.52	0.07	0	0	0.98	0.01
4	393	49.36	316256400	941971	98.78	0.08	96.33	0.86	100	0	3.66	0.06	0	0	1.61	0.03
5	535	38.37	317220300	170100	97.91	0.04	98.67	0.87	100	0	5.14	0.06	0	0	1.31	0.01
6	383	65.74	320395500	1022173	99.22	0.04	97.68	0.85	100	0	5.60	0.06	0	0	0.32	0.03
7	462	77.65	317277000	760710	98.60	0.12	96.79	0.85	100	0	4.80	0.09	0	0	1.29	0.02
8	413	42.62	321246000	0	99.72	0.04	99.57	0.87	100	0	6.20	0.11	0	0	0.06	0
9	247	38.01	317390400	424303	99.67	0.04	100	0.92	100	0	3.92	0.05	0	0	1.26	0.01
10	348	43.16	321246000	0	99.01	0.04	98.12	0.89	100	0	3.98	0.10	0	0	0.06	0
11	488	52.84	318581100	363057	99.80	0.02	100	0.95	100	0	2.47	0.06	0	0	0.89	0.01
12	361	60.82	318581100	1015864	99.79	0.00	96.56	0.86	100	0	3.58	0.05	0	0	0.89	0.03
13	324	47.51	319091400	226799	99.25	0.05	100	0.95	100	0	2.75	0.08	0	0	0.73	0.01
14	280	37.78	319091400	424303	99.70	0.05	100	0.97	100	0	1.31	0.05	0	0	0.73	0.01
15	494	90.89	317787300	692111	99.86	0.02	99.72	0.93	100	0	3.32	0.09	0	0	1.14	0.02
16	308	28.44	321132600	340200	98.82	0.05	98.95	0.87	100	0	5.85	0.07	0	0	0.09	0.01
17	260	18.58	321246000	0	99.91	0.01	99.60	0.93	100	0	3.32	0.12	0	0	0.06	0
18	232	11.76	321246000	0	99.71	0.02	97.30	0.90	100	0	2.41	0.06	0	0	0.06	0
19	285	20.98	321246000	0	99.57	0.03	99.41	0.92	100	0	3.71	0.06	0	0	0.06	0
20	522	69.28	313804800	1437059	98.01	0.07	92.71	0.76	100	0	5.77	0.07	0	0	2.37	0.04

#	$N = 20, \gamma = 0.75$				Utilisation (over all mines) (%)						Deviation (%)		Gap to (%)			
	Time (s)		Revenue (\$)		Trucking		Dry		Wet		Stockpiling		Metal	Other	MINLP <sub>lb</sub>	
	$\mu_T$	$\sigma_T$	$\mu_R$	$\sigma_R$	$\mu_K$	$\sigma_K$	$\mu_D$	$\sigma_D$	$\mu_W$	$\sigma_W$	$\mu_S$	$\sigma_S$			$\mu_G$	$\sigma_G$
1	363	66.95	318581100	259832	99.81	0.02	100	0.95	100	0	2.74	0.05	0	0	0.89	0.01
2	523	55.34	321246000	0	97.64	0.05	98.65	0.90	100	0	3.70	0.08	0	0	0.06	0
3	444	33.52	318297600	226800	98.07	0.06	100	0.90	100	0	4.95	0.11	0	0	0.98	0.01
4	458	73.17	316426500	923009	99.14	0.04	96.10	0.85	100	0	3.72	0.05	0	0	1.56	0.03
5	701	108.19	317277000	0	98.08	0.03	99.69	0.90	100	0	4.69	0.04	0	0	1.29	0
6	455	38.72	321189300	170099	99.40	0.03	96.32	0.83	100	0	5.30	0.08	0	0	0.08	0.01
7	581	143.39	317560500	957206	99.23	0.07	96.60	0.84	100	0	5.06	0.07	0	0	1.21	0.03
8	497	49.23	321246000	0	99.88	0.02	99.47	0.86	100	0	6.58	0.09	0	0	0.06	0
9	322	28.94	317560500	380355	99.69	0.04	100	0.93	100	0	3.75	0.06	0	0	1.21	0.01
10	396	63.20	321246000	0	99.07	0.04	97.58	0.88	100	0	3.71	0.05	0	0	0.06	0
11	584	94.76	318751200	453600	99.75	0.05	100	0.95	100	0	2.70	0.05	0	0	0.84	0.01
12	490	63.72	319374900	623700	99.75	0.00	95.19	0.83	100	0	4.02	0.05	0	0	0.64	0.02
13	401	50.52	319318200	277772	99.35	0.05	100	0.95	100	0	2.51	0.06	0	0	0.66	0.01
14	343	35.62	319148100	363057	99.60	0.04	100	0.97	100	0	1.58	0.08	0	0	0.71	0.01
15	596	68.63	317957400	424303	99.83	0.02	99.70	0.93	100	0	3.24	0.04	0	0	1.08	0.01
16	344	30.74	321246000	0	98.86	0.05	98.68	0.87	100	0	5.45	0.05	0	0	0.06	0
17	299	10.67	321246000	0	99.79	0.01	99.67	0.92	100	0	3.65	0.12	0	0	0.06	0
18	269	13.24	321246000	0	99.54	0.03	97.47	0.91	100	0	2.32	0.08	0	0	0.06	0
19	326	11.09	321246000	0	99.49	0.05	99.48	0.92	100	0	3.73	0.06	0	0	0.06	0
20	631	70.57	314158500	633925	98.13	0.07	92.52	0.75	100	0	5.65	0.06	0	0	2.26	0.02

888 gap (%) between  $Z'_{MMPP}(\vec{s}_{best})$  and the best lower bound discovered in Section C.1. Quantities have been  
 889 averaged over 10 seeded runs, with the average ( $\mu$ ) and standard deviation ( $\sigma$ ) recorded.

**Table 5** Best solution  $\vec{s}_{best}$  found by heuristic for  $\gamma = 0.25, 0.50$ , and  $N = 10$ . Columns are defined as in Table 4. Quantities have been averaged over 10 seeded runs, with the average ( $\mu$ ) and standard deviation ( $\sigma$ ) recorded.

$N = 10, \gamma = 0.25$				Utilisation (over all mines) (%)								Deviation (%)		Gap to (%)		
#	Time (s)		Revenue (\$)		Trucking		Dry		Wet		Stockpiling		Metal	Other	MINLP <sub>lb</sub>	
	$\mu_T$	$\sigma_T$	$\mu_R$	$\sigma_R$	$\mu_K$	$\sigma_K$	$\mu_D$	$\sigma_D$	$\mu_W$	$\sigma_W$	$\mu_S$	$\sigma_S$			$\mu_G$	$\sigma_G$
1	98	17.12	318127500	283500	99.80	0.02	100	0.95	100	0	2.56	0.05	0	0	1.03	0.01
2	202	52.71	320225400	1262768	98.14	0.05	99.15	0.91	100	0	3.79	0.05	0	0	0.38	0.04
3	135	25.37	317673900	363057	98.26	0.05	99.79	0.92	100	0	4.08	0.08	0	0	1.17	0.01
4	162	38.17	315235800	1416365	98.93	0.06	95.43	0.84	99.64	0.11	3.70	0.05	0	0	1.93	0.04
5	235	41.38	316880100	510300	97.85	0.04	97.51	0.85	100	0	5.36	0.05	0	0	1.42	0.02
6	167	44.46	319318200	955525	98.77	0.12	98.95	0.88	100	0	5.26	0.07	0	0	0.66	0.03
7	208	34.04	316653300	305338	99.33	0.09	96.80	0.83	100	0	5.72	0.13	0	0	1.49	0.01
8	188	19.79	321019200	277772	99.66	0.03	99.11	0.87	100	0	5.97	0.11	0	0	0.13	0.01
9	79	21.98	316766700	396900	99.84	0.02	100	0.92	100	0	4.18	0.05	0	0	1.45	0.01
10	192	63.47	320679000	439196	99.01	0.10	99.60	0.92	100	0	3.73	0.09	0	0	0.24	0.01
11	160	39.51	317844000	439196	99.73	0.02	100	0.94	100	0	3.04	0.06	0	0	1.12	0.01
12	111	35.63	317220300	996695	99.78	0.01	97.30	0.88	100	0	3.65	0.05	0	0	1.31	0.03
13	122	31.35	318807900	259832	99.01	0.11	99.96	0.94	100	0	2.93	0.08	0	0	0.82	0.01
14	82	20.78	318411000	0	99.48	0.04	100	0.98	100	0	1.24	0.04	0	0	0.94	0
15	252	54.81	316539900	983708	99.94	0.01	99.33	0.91	100	0	4.03	0.06	0	0	1.52	0.03
16	123	12.06	320679000	760710	99.02	0.04	99.46	0.88	100	0	5.92	0.07	0	0	0.24	0.02
17	92	14.90	321246000	0	99.83	0.02	99.44	0.93	100	0	3.00	0.10	0	0	0.06	0
18	92	13.52	321246000	0	99.62	0.03	97.16	0.90	94.33	1.70	2.55	0.03	0	0	0.06	0
19	94	13.68	321246000	0	99.35	0.05	99.77	0.92	100	0	3.62	0.07	0	0	0.06	0
20	267	84.52	290417400	45159371	97.78	0.08	92.34	0.75	99.94	0.01	6.02	0.07	0.02	0	>100	-
$N = 10, \gamma = 0.50$																
1	133	34.53	318240900	259832	99.56	0.04	100	0.95	100	0	2.62	0.06	0	0	0.99	0.01
2	256	29.16	320962500	283500	97.32	0.15	98.93	0.92	100	0	3.17	0.07	0	0	0.15	0.01
3	173	29.34	317900700	305338	98.04	0.06	100	0.91	100	0	4.45	0.10	0	0	1.10	0.01
4	230	55.80	315576000	1216079	98.83	0.11	96.47	0.86	100	0	3.78	0.07	0	0	1.82	0.04
5	231	41.04	316880100	259832	97.56	0.08	97.41	0.85	100	0	5.14	0.06	0	0	1.42	0.01
6	210	69.28	318978000	760710	99.35	0.03	99.85	0.89	100	0	5.31	0.09	0	0	0.76	0.02
7	251	41.48	316710000	253570	98.98	0.09	97.00	0.83	100	0	5.86	0.12	0	0	1.47	0.01
8	224	16.10	321189300	170099	99.68	0.03	98.95	0.86	100	0	6.24	0.10	0	0	0.08	0.01
9	98	16.95	316823400	340200	99.59	0.05	100	0.92	100	0	4.02	0.07	0	0	1.43	0.01
10	230	49.37	320849100	259832	99.22	0.02	99.61	0.91	100	0	4.25	0.06	0	0	0.18	0.01
11	197	27.79	317787300	396900	99.81	0.02	99.99	0.95	100	0	2.66	0.06	0	0	1.14	0.01
12	157	38.21	317560500	957206	99.78	0.00	97.34	0.88	100	0	3.79	0.05	0	0	1.21	0.03
13	151	25.77	318807900	259832	98.79	0.12	100	0.95	100	0	2.69	0.09	0	0	0.82	0.01
14	105	14.99	318467700	170100	99.53	0.03	100	0.98	100	0	1.15	0.04	0	0	0.92	0.01
15	283	37.08	316596600	941971	99.95	0.01	99.52	0.93	100	0	3.30	0.06	0	0	1.51	0.03
16	151	10.48	320735700	737100	98.91	0.05	99.82	0.88	100	0	5.96	0.07	0	0	0.22	0.02
17	124	17.42	321246000	0	99.83	0.02	99.44	0.93	100	0	2.96	0.11	0	0	0.06	0
18	117	14.42	321246000	0	99.71	0.03	97.16	0.89	94.33	1.70	2.60	0.05	0	0	0.06	0
19	124	16.55	321246000	0	99.35	0.05	99.77	0.92	100	0	3.62	0.07	0	0	0.06	0
20	248	76.29	276115500	58427971	97.51	0.09	91.02	0.73	100	0	5.86	0.11	0.04	0	>100	-

890 Increasing  $N$ , the number of schedules formed during the solve of each  $O_m$  in each iteration of the heuristic,  
891 and  $\gamma$ , altering the degree to which the standard deviations given to each  $O_m$  as input are increased or  
892 decreased (a larger  $\gamma$  results in smaller changes), improves, in general, the quality of solutions found by the  
893 heuristic. The heuristic is successful, across all tested combinations of the  $N$  and  $\gamma$  parameters, at discovering  
894 near optimal solutions to the MMPP – with gaps of less than 2% achieved (in all but one test case) between  
895  $Z'_{MMPP}(\vec{s}_{best})$  and its best known lower bound. For  $N = 10, 15, 20$  and  $\gamma = 0.50, 0.75$ , gaps of less than 1% are  
896 reported in a majority of test cases. Decreasing  $\gamma$  results in the heuristic performing less iterations, reducing  
897 the time it takes to solve, but limiting its opportunities to improve the quality of its current best found  
898 solution.

899 We have evaluated the extent to which our choice of port-to-mine feedback (see Table 1) improves the  
900 performance of our heuristic by considering two alternative schemes. The first, denoted  $R2$ , replicates our  
901 existing rules but does not increase the standard deviations provided to each mine at any stage. The second,  
902 denoted  $R3$ , replicates  $R2$ , but reduces these standard deviations only after two consecutive iterations have  
903 failed to yield an improved  $\vec{s}_{best}$ . For  $N = 10$  and  $\gamma = 0.75$ , we have found that, relative to our existing rules,  
904  $R2$  results in similar heuristic solve times, but lower quality solutions, on a majority of tests.  $R3$  results  
905 in solutions that are slightly higher in quality than those of Table 4, on a majority of tests, but increases



906 heuristic solve time by almost 200s on average. For brevity, the full results of this evaluation have been  
 907 omitted from this appendix.

### 908 C.1. Generation of lower bounds

909 We find lower bounds on the value of  $Z'_{MMPP}$ , in each test, via the use of linear (McCormick 1976) and  
 910 piecewise-linear (Gounaris et al. 2009) relaxations of our non-linear model. We first relax each bilinear term,  
 911  $v_{l,q}^m \tau_l^m$ , in the MINLP of Section 5 with its convex envelope (McCormick 1976). Default optimality tolerances  
 912 could not be reached, in any test case, when the resulting MIP was solved. In each test, a gap of 0.06%  
 913 was achieved, with respect to a lower bound obtained via an LP relaxation of the MIP (after 12 hours of  
 914 solving). The average deviation between desired bounds on the percentage of metal in each lump and fines  
 915 port product, and its actual composition, across the solutions of the relaxed model, was 0.56% and 0.16%  
 916 (with standard deviations of 0.27 and 0.20). The maximum deviations in metal percentage, across all tests,  
 917 were 1.14% and 0.81% in the lump and fines products formed across the port system. To generate relaxations  
 918 of greater fidelity, we linearise each bilinear term,  $v_{l,q}^m \tau_l^m$  for  $m \in \mathcal{M}$ ,  $l \in \mathcal{L}$ , and  $q \in \mathcal{Q}$ , by partitioning the  
 919 domain of the  $\tau_l^m$  variable into  $N_\tau = 2, 5, 10$ , and 20, intervals. We reformulate each  $\tau_l^m$  as shown in Equations  
 920 (52)–(55).

$$\tau_l^m = D_l^m + \sum_{j=0}^{N_\tau} j \Delta\tau_l^m \hat{\tau}_{l,j}^m + \Delta\tau_l^m \tilde{\tau}_l^m, \quad \Delta\tau_l^m = \frac{U_l^m - D_l^m}{N_\tau} \quad \forall m \in \mathcal{M}, l \in \mathcal{L} \quad (52)$$

$$0 \leq \tilde{\tau}_l^m \leq 1 \quad \forall m \in \mathcal{M}, l \in \mathcal{L} \quad (53)$$

$$\hat{\tau}_{l,j}^m \in \{0, 1\} \quad \forall j = 0 \dots N_\tau, m \in \mathcal{M}, l \in \mathcal{L} \quad (54)$$

$$\sum_{j=0}^{N_\tau} \hat{\tau}_{l,j}^m = 1 \quad \forall m \in \mathcal{M}, l \in \mathcal{L} \quad (55)$$

921 The binary variable  $\hat{\tau}_{l,j}^m$  forms part of an SOS1 constraint (Equation (55)), and is active ( $\hat{\tau}_{l,j}^m = 1$ ) only  
 922 when variable  $\tau_l^m$  lies between the value  $D_l^m + j \Delta\tau_l^m$  and  $D_l^m + (j+1) \Delta\tau_l^m$ , where  $U_l^m$  denotes the maximum  
 923 tons of granularity  $l \in \mathcal{L}$  producible by  $m$ . The variable  $\tilde{\tau}_l^m$  forms part of a slack term, allowing the value of  
 924 each  $\tau_l^m$  to lie between the discrete points in its domain characterised by  $D_l^m + j \Delta\tau_l^m$  for  $j = 0 \dots N_\tau$ .

925 We substitute the expression in Equation (52) for  $\tau_l^m$  in each of the bilinear terms in our MINLP. The terms  
 926  $\hat{\tau}_{l,j}^m v_{l,q}^m$  and  $\tilde{\tau}_l^m v_{l,q}^m$  appearing in Equation (56) are replaced with variables  $w_{l,j,q}^m = \hat{\tau}_{l,j}^m v_{l,q}^m$  and  $\tilde{v}_{l,q}^m = \tilde{\tau}_l^m v_{l,q}^m$ ,  
 927 yielding Equation (57). Each  $w_{l,j,q}^m$  is constrained as shown in Equations (58)–(61). Variable  $\tilde{v}_{l,q}^m$  is constrained  
 928 as shown in Equations (62)–(65), where  $L_{l,q}^m$  and  $U_{l,q}^m$  denote lower and upper bounds on the domain of  
 929 variable  $v_{l,q}^m$ .

$$v_{l,q}^m \tau_l^m = D_l^m v_{l,q}^m + \sum_{j=0}^{N_\tau} j \Delta\tau_l^m \hat{\tau}_{l,j}^m v_{l,q}^m + \Delta\tau_l^m \tilde{\tau}_l^m v_{l,q}^m \quad \forall m \in \mathcal{M}, l \in \mathcal{L}, q \in \mathcal{Q} \quad (56)$$

$$v_{l,q}^m \tau_l^m = D_l^m v_{l,q}^m + \sum_{j=0}^{N_\tau} j \Delta\tau_l^m w_{l,j,q}^m + \Delta\tau_l^m \tilde{v}_{l,q}^m \quad \forall m \in \mathcal{M}, l \in \mathcal{L}, q \in \mathcal{Q} \quad (57)$$

$$w_{l,j,q}^m \leq U_{l,q}^m \hat{\tau}_{l,j}^m \quad \forall m \in \mathcal{M}, l \in \mathcal{L}, q \in \mathcal{Q} \quad (58)$$

$$w_{l,j,q}^m \geq L_{l,q}^m \hat{\tau}_l^m \quad \forall m \in \mathcal{M}, l \in \mathcal{L}, q \in \mathcal{Q} \quad (59)$$

$$w_{l,j,q}^m \leq v_{l,q}^m + L_{l,q}^m (1 - \hat{\tau}_l^m) \quad \forall m \in \mathcal{M}, l \in \mathcal{L}, q \in \mathcal{Q} \quad (60)$$

$$w_{l,j,q}^m \geq v_{l,q}^m - U_{l,q}^m (1 - \hat{\tau}_l^m) \quad \forall m \in \mathcal{M}, l \in \mathcal{L}, q \in \mathcal{Q} \quad (61)$$

$$\tilde{v}_{l,q}^m \leq U_{l,q}^m \tilde{\tau}_l^m \quad \forall m \in \mathcal{M}, l \in \mathcal{L}, q \in \mathcal{Q} \quad (62)$$

$$\tilde{v}_{l,q}^m \geq L_{l,q}^m \tilde{\tau}_l^m \quad \forall m \in \mathcal{M}, l \in \mathcal{L}, q \in \mathcal{Q} \quad (63)$$

$$\tilde{v}_{l,q}^m \geq U_{l,q}^m \tilde{\tau}_l^m + v_{l,q}^m - U_{l,q}^m \quad \forall m \in \mathcal{M}, l \in \mathcal{L}, q \in \mathcal{Q} \quad (64)$$

$$\tilde{v}_{l,q}^m \leq L_{l,q}^m \tilde{\tau}_l^m + v_{l,q}^m \quad \forall m \in \mathcal{M}, l \in \mathcal{L}, q \in \mathcal{Q} \quad (65)$$

930 The maximum deviation in metal percentage, from desired bounds, across all port products, was found  
 931 to be 1.02%, 0.69%, 0.36%, and 0.16%, respectively, in solutions to the models generated with  $N_\tau = 2, 5, 10,$   
 932 and 20. All MIP models generated to approximate the MINLP could not be solved to default optimality  
 933 tolerances in any of the 20 tests, in a 12 hour period. Lower bounds obtained from the LP relaxation of  
 934 each of these MIPs (after 12 hours of solving) have been used to assess the quality of solutions found by our  
 935 heuristic in Tables 4–5.

## 936 C.2. Piecewise-linear relaxations (PLR)

937 To determine whether piecewise-linear relaxation is capable of finding high quality solutions to the MMPP,  
 938 in which port products are correctly blended, we re-solve the  $N_\tau = 10,$  and 20 relaxed models (generated  
 939 in Section C.1) with narrowed bounds on each attribute  $q \in \mathcal{Q}$ . Each set of bounds is narrowed to offset  
 940 the maximum deviations incurred on the relevant attribute in the solutions to each model. Each model was  
 941 able to produce solutions in which no deviation existed between port product composition and the original  
 942 bounds.

943 Table 6 records for the best solution (*best*) found, in each test: the elapsed time (s) to the completion  
 944 of solve (‘–’ denotes that default optimality tolerances were not reached in a 12 hour period); the elapsed  
 945 time (s) to the discovery of *best*; the total revenue achieved (\$) via the sale of ore products formed across  
 946 the port system; the value of  $N_\tau$  which generated the best solution for the test case; the total utilisation of  
 947 trucking resources, and the dry and wet processing plants (% of network-wide capacity); the total percentage  
 948 of network-wide haulage capacity spent on undesirable stockpiling; and the gap (%) between the objective  
 949 value of *best* and the best known lower bound on  $Z'_{MMPP}$  for the test case.

950 We compare the results of the piecewise-linear relaxed (PLR) solver with those obtained by our heuristic,  
 951 using both the worst and best performing combination of  $N,$  and  $\gamma,$  parameters:  $N = 10, \gamma = 0.25;$  and  
 952  $N = 20, \gamma = 0.75,$  respectively. As we perform 10 seeded runs of our heuristic on each test, and average the  
 953 results of those runs in Tables 4 and 5, we use the worst performing run (producing the highest value for  
 954  $Z'_{MMPP}$ ) obtained for each test and  $N - \gamma$  parameter combination in our comparison. The final six columns  
 955 of Table 6 denote: the gap (%) between  $Z'_{MMPP}(\vec{s}_{best}),$  where  $\vec{s}_{best}$  is the solution found by our heuristic for  
 956 the given  $N - \gamma$  combination, and the best known lower bound; the elapsed time (s) at which the heuristic  
 957 discovered this solution; and the time required by the PLR solver to find a solution of equivalent quality (a  
 958 ‘–’ in the PLR column indicates that the PLR solver did not find such a solution in a 12 hour timeframe).

**Table 6 Comparison of piecewise-linear relaxation (PLR) and our heuristic. For the best solution  $best$  found by PLR, we record for each test #: elapsed time (s) to completion of solve (‘-’ denotes that default optimality tolerances were not reached in 12hrs); elapsed time (s) to discovery of  $best$ ; revenue from correctly blended port products (\$); the  $N_\tau$  value used to generate each solution; utilisation of trucks, and dry/wet processing plants (% of network-wide capacity); percentage of network-wide haulage capacity spent on undesirable stockpiling; and the gap (%) between  $Z'_{MMPP}(best)$  and the best known lower bound. Columns 11-16 compare PLR and our heuristic. Given  $N = 10$ ,  $\gamma = 0.25$ , and  $N = 20$ ,  $\gamma = 0.75$ , we record for  $\bar{s}_{best}$  in each test #: the gap between  $Z'_{MMPP}(\bar{s}_{best})$  and the best known lower bound (Gap, %); heuristic (elapsed) solve time (Time, s); and the elapsed time (s) taken by PLR (PLR, s) to find an equally good solution (‘-’ indicates that no such solution was found). Differences in mine productivity across solutions are not evident in gaps rounded to two decimal places. In #1 and 7, the heuristic finds a better solution than PLR, despite both achieving gaps of 1.12 and 1.47, respectively.**

#	Solve (s)	Best (s)	Revenue (\$)	$N_\tau$	Utilisation (%)				Gap to MINLP <sub>lb</sub> (%)	$N = 10, \gamma = 0.25$			$N = 20, \gamma = 0.75$		
					Trucking	Dry	Wet	Stockpiling		Gap (%)	Time (s)	PLR (s)	Gap (%)	Time (s)	PLR (s)
1	-	42793	317844000	10	98.74	99.28	100	1.49	1.12	1.12	89	-	0.94	340	-
2	-	41042	319545000	20	98.32	100	100	2.24	0.59	1.29	139	38977	0.06	554	-
3	-	30584	317844000	20	98.90	100	100	2.22	1.12	1.47	110	1390	1.12	357	30584
4	-	42696	316143000	20	98.73	96.98	100	3.09	1.65	2.70	166	39621	2.35	352	39621
5	-	40379	316710000	20	98.40	99.24	100	3.44	1.47	1.82	235	39053	1.29	565	-
6	-	42793	319545000	20	99.40	100	100	3.46	0.59	0.94	119	39177	0.24	501	-
7	-	41502	316710000	20	99.52	97.02	100	3.87	1.47	1.65	234	40245	1.47	390	-
8	-	39323	321246000	20	99.45	100	100	2.64	0.06	0.24	198	38879	0.06	448	39323
9	-	41753	316710000	10	100	100	100	2.31	1.47	1.65	50	41528	1.47	265	41753
10	-	41798	321246000	20	99.43	100	100	3.61	0.06	0.59	110	39432	0.06	312	41371
11	-	42680	318411000	20	99.65	100	100	2.64	0.94	1.47	130	39590	1.12	407	41583
12	-	41529	317844000	20	99.34	97.58	100	2.49	1.12	1.65	130	38832	0.94	336	-
13	-	40835	318411000	20	99.28	100	100	2.60	0.94	0.94	90	40835	0.76	383	-
14	-	40679	318978000	20	99.89	100	100	0.77	0.76	0.94	88	1123	0.94	250	1123
15	-	42052	317844000	20	99.90	99.75	100	1.85	1.12	1.82	236	39176	1.29	678	41004
16	-	43075	321246000	20	98.35	99.96	100	5.19	0.06	0.76	100	39046	0.06	343	41359
17	-	3346	321246000	20	100	100	100	0.35	0.06	0.06	88	3346	0.06	295	3346
18	-	2405	319545000	10	100	98	100	1.59	0.59	0.06	101	-	0.06	256	-
19	-	1027	321246000	20	100	100	100	1.03	0.06	0.06	79	679	0.06	328	679
20	-	43089	301428000	20	98.12	87.15	100	6.26	6.22	>100	148	39074	2.71	692	-

959 In tests 1 and 7, for  $N = 10, \gamma = 0.25$  and  $N = 20, \gamma = 0.75$ , respectively, the gap between the objective of  
 960 solutions found by the heuristic and the PLR solver, to the best known lower bounds, appears to be the same,  
 961 at 1.12 and 1.47. The total productivity of the mine network is higher, however, in the heuristic solutions  
 962 – the scaling that exists between port product deviation, revenue, and productivity, in  $Z'_{MMPP}$ , results in  
 963 productivity changes equating to small differences in gap values, not evident when rounded to two decimal  
 964 places.

965 Table 6 shows that, for  $N = 20$  and  $\gamma = 0.75$ , our heuristic discovers solutions equally as good, or better,  
 966 than the PLR solver, in orders of magnitude less time, on a majority of tests (16/20). For the worst performing  
 967 parameter combination of  $N = 10$  and  $\gamma = 0.25$ , the PLR solver finds higher quality solutions in a majority  
 968 of tests (16/20), but requires, in 14 of the 20 tests, orders of magnitude more time to do so. The PLR solver  
 969 is consequently not a viable alternative – it rarely displays good performance, and requires knowledge of the  
 970 extent to which bounds on port product composition should be narrowed.

### 971 C.3. The ALT Heuristic

972 The ALT heuristic generates and solves a series of linear programs (LPs), by alternately fixing each set of  
 973 variables that appear in the bilinear constraints of a general BLP (Audet et al. 2004). We first fix the  $v_{l,q}^m$   
 974 variable in each bilinear term,  $v_{l,q}^m \tau_l^m$ , of our MINLP to its instantiation in the solution to the envelope-based  
 975 relaxation of Section C.1. We solve the resulting MIP to obtain a set of values for each  $\tau_l^m$  variable. These

**Table 7 Comparison of ALT and our heuristic. For the best solution  $best$  found by ALT in each test #, we record: the elapsed time (s) to the discovery of  $best$ , and convergence (‘–’ indicates that convergence did not occur in 12hrs); revenue from correctly blended port products (\$); time limit (s) on each MIP solve; utilisation of trucks, and dry/wet processing plants (% of network-wide capacity); percentage of network-wide haulage capacity spent on undesirable stockpiling; and the gap (%) between  $Z'_{MMP}(best)$  and the best known lower bound. Columns 11-16 compare ALT and our heuristic. Given  $N = 10$ ,  $\gamma = 0.25$ , and  $N = 20$ ,  $\gamma = 0.75$ , we record for the lowest quality  $\vec{s}_{best}$  found across all seeded runs of each test #: the gap between  $Z'_{MMP}(\vec{s}_{best})$  and the best known lower bound (Gap, %); the elapsed time (Time, s) taken by our heuristic to solve; and the elapsed time (ALT, s) taken by ALT to find an equally good solution (‘–’ indicates that no such solution was found).**

#	Best (s)	Converges (s)	Revenue (\$)	MIP <sub>L</sub> (s)	Utilisation (%)				Gap to MINLP <sub>lb</sub> (%)	$N = 10, \gamma = 0.25$			$N = 20, \gamma = 0.75$		
					Trucking	Dry	Wet	Stockpiling		Gap (%)	Time (s)	ALT (s)	Gap (%)	Time (s)	ALT (s)
1	36000	–	318978000	500	99.47	99.19	100	0.67	0.76	1.12	193	1000	0.94	340	1000
2	24500	–	321246000	500	98.40	99.98	100	1.86	0.06	0.24	282	1000	0.06	554	24500
3	22000	–	318411000	1000	98.58	100	100	1.06	0.94	1.12	323	12000	1.12	357	12000
4	34000	–	315009000	500	97.29	98.83	100	3.92	2.00	1.65	246	–	2.35	352	6500
5	12000	26000	316710000	500	98.63	99.79	100	1.96	1.47	1.29	379	–	1.29	565	–
6	6000	16000	319545000	500	99.26	98.83	100	2	0.59	0.94	290	1000	0.24	501	–
7	41000	–	316710000	500	99.87	97.89	100	2.63	1.47	1.65	284	41000	1.47	390	41000
8	30000	–	320679000	1000	99.59	97.8	100	2.67	0.24	0.06	390	–	0.06	448	–
9	2000	30000	317844000	500	99.88	100	100	1.19	1.12	1.47	142	1000	1.47	265	1000
10	37000	–	320679000	1000	99.25	100	100	1.35	0.24	0.24	390	37000	0.06	312	–
11	17000	38000	319545000	1000	99.79	100	100	0.86	0.59	1.12	315	3000	1.12	407	3000
12	8000	–	320679000	1000	99.76	100	100	3.19	1.65	1.65	166	8000	0.94	336	–
13	14000	–	318978000	1000	100	100	100	1.72	0.76	0.76	170	14000	0.76	383	14000
14	22000	–	318411000	500	100	100	100	0	0.94	1.12	154	22000	0.94	250	22000
15	2000	12000	315576000	1000	100	99.75	100	2.42	1.82	1.82	311	2000	1.29	678	–
16	6000	–	321246000	1000	98.81	99.89	100	2.78	0.06	0.41	263	6000	0.06	343	6000
17	6000	–	321246000	1000	100	100	100	0.28	0.06	0.06	196	3000	0.06	295	3000
18	6100	11800	320679000	100	100	98.29	100	1.71	0.24	0.06	203	–	0.06	256	–
19	8000	–	320679000	1000	99.25	99.94	100	0.54	0.24	0.06	204	–	0.06	328	–
20	10642	11142	196020000	500	97.41	97.55	100	4.60	> 100	3.63	382	–	2.71	692	–

976 values are then used to fix each  $\tau_l^m$  variable, and solve for a new instantiation of each  $v_{l,q}^m$ . This process of  
977 alternate variable fixing repeats until two successive iterations of the heuristic yield equal (to a tolerance)  
978 values for either of the  $v_{l,q}^m$  or  $\tau_l^m$  variable sets. On our set of benchmark tests, the MIP generated from  
979 fixing each  $v_{l,q}^m$  to its first value could not be solved to default optimality tolerances within a 12 hour period.  
980 We have run a variation of the ALT algorithm in which each MIP solve is given a time limit. The best  
981 solution found in that time limit is used to obtain new instantiations of the  $v_{l,q}^m$  and  $\tau_l^m$  variable sets. In  
982 this setting, convergence to a local optimum is no longer guaranteed, and the MINLP objective value in  
983 successive solutions may not monotonically improve. This modified ALT heuristic has been applied to each  
984 of our benchmark tests, and the best solution found over all iterations, until convergence or the 12 hour  
985 cut-off point is reached, recorded.

986 We have applied modified ALT with a MIP time limit of 100, 500, and 1000 seconds. We record, in Table  
987 7, for the best solution  $best$  found in each test: the elapsed time (s) to discovery, and convergence; the MIP  
988 solve limit (s) used to generate the best solution for the test; the revenue (\$) achieved via the sale of ore  
989 products; the utilisation of trucking resources, and the dry and wet processing plants (% of network-wide  
990 capacity); the percentage of network-wide haulage capacity spent on undesirable stockpiling; and the gap (%)  
991 between  $Z'_{MMP}(best)$  and the best known lower bound on  $Z'_{MMP}$  for the test case. The final six columns  
992 of Table 7 denote: the gap (%) between  $Z'_{MMP}(\vec{s}_{best})$ , where  $\vec{s}_{best}$  is the solution found by our heuristic for  
993 the given  $N - \gamma$  combination, and the best known lower bound; the elapsed time (s) at which the heuristic

994 discovered this solution; and the time required by the ALT solver to find a solution of equivalent quality (a  
995 ‘–’ in the ALT column indicates that ALT did not find such a solution in a 12 hour timeframe).

996 Table 7 shows that, for both  $N - \gamma$  combinations, our heuristic discovers solutions equally as good, or  
997 better, than ALT, on a majority of tests (15/20 for  $N = 20$ ,  $\gamma = 0.25$ , and 11/20 for  $N = 10$ ,  $\gamma = 0.25$ ). The  
998 performance of ALT, across the tests, is inconsistent, often requiring orders of magnitude more time, than  
999 our heuristic, to discover solutions of comparable quality. Moreover, Table 7 shows that ALT was unable to  
1000 converge in a reasonable timeframe. This lack of convergence arises as a result of the time limit imposed on  
1001 each MIP solve, preventing it from being solved to optimality.